
2022 January Point in Time

HSC Point In Time Committee
(6/13/22)

Point in Time Count of Homelessness (PIT) Overview

What is Point in Time (PIT)?

- A snapshot of people experiencing homelessness on a given night
- Conducted on the fourth Wednesday of January each year
- Only includes people in the HUD Homeless Category 1 and 4
 - Category 1 Literally Homeless
 - Category 2 Imminent Risk of Homelessness
 - Category 3 Homeless Under Other Federal Statutes
 - Category 4 Fleeing/Attempting to Flee Domestic Violence

Who are counted in the PIT?

Sheltered Count

- **Emergency shelters** (including those using hotel and motel vouchers)
- **Transitional housing**
- **Safe Havens**

Reports from the shelters and TH

Unsheltered Count

- **Car**
- **Park**
- **Abandoned building**
- **Bus or train station**
- **Airport**
- **Camping ground**
- **Parking Lot**

PIT overnight teams and post count teams

Why do we do a PIT count?



To measure and monitor trends and changes in homelessness on local and national levels



To help our community understand what resources we need and strategize the best ways to use them to end homelessness



To comply with federal regulations and requirements

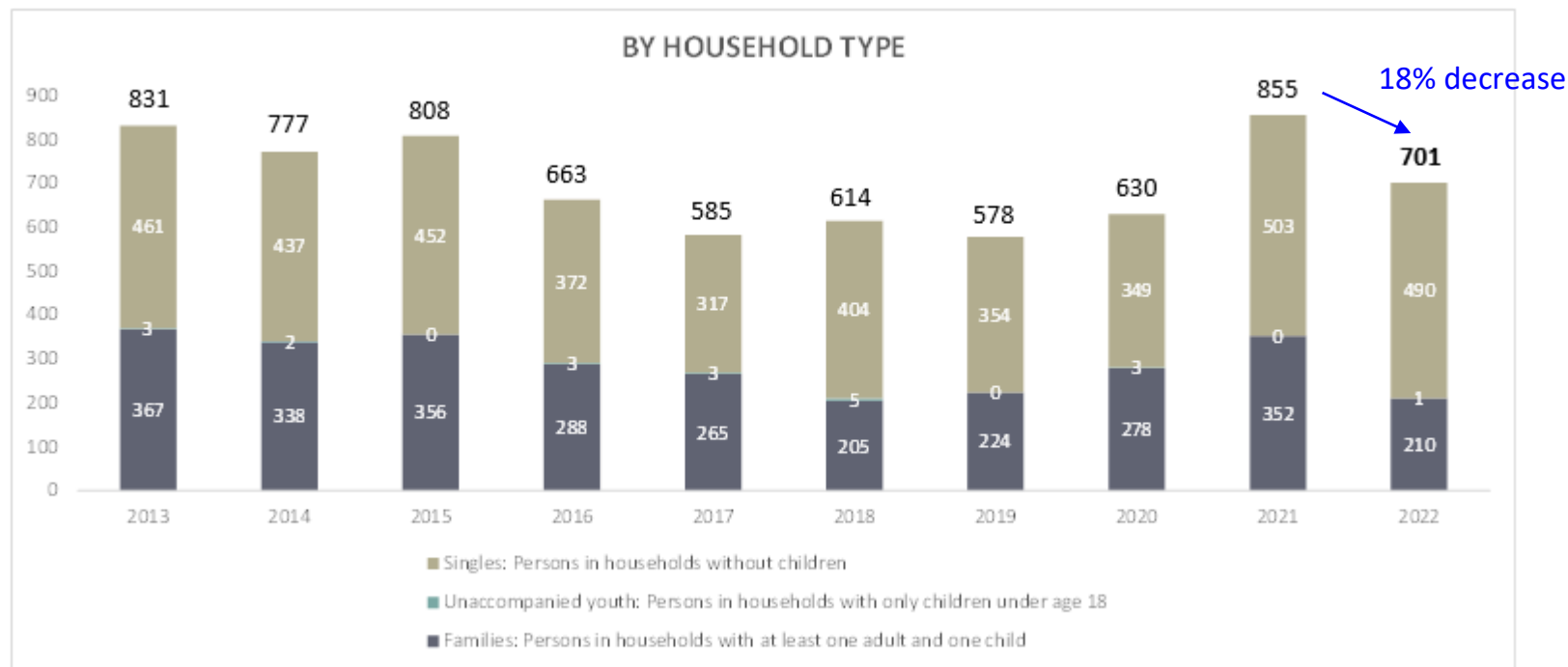
2022 January PIT Results

701 people were identified as experiencing homelessness in Madison/Dane County.

- **210** persons in 64 family households
- **490** persons in single or couple households
- 1 unaccompanied youth under age 18
- 7% young adults age 18-24
- 6% veteran households
- 24% chronically homeless

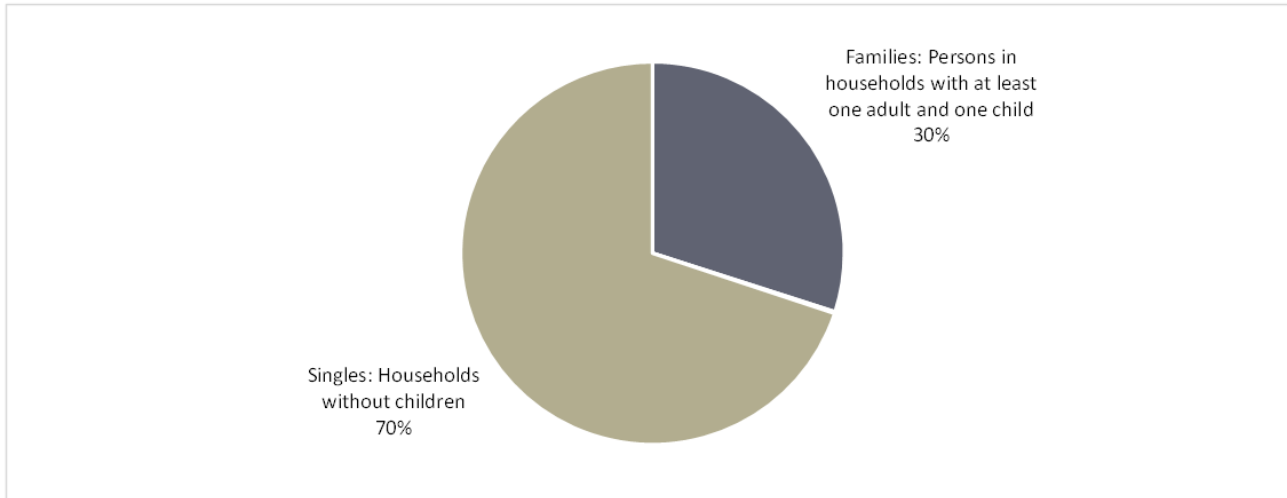
* 121 of the 708 people in Dane County jail were presumed to be experiencing homelessness; 102 provided no address, 19 gave the Job Center or shelter addresses.

The number of people experiencing homelessness peaked in 2021 and decreased by 18% in 2022.



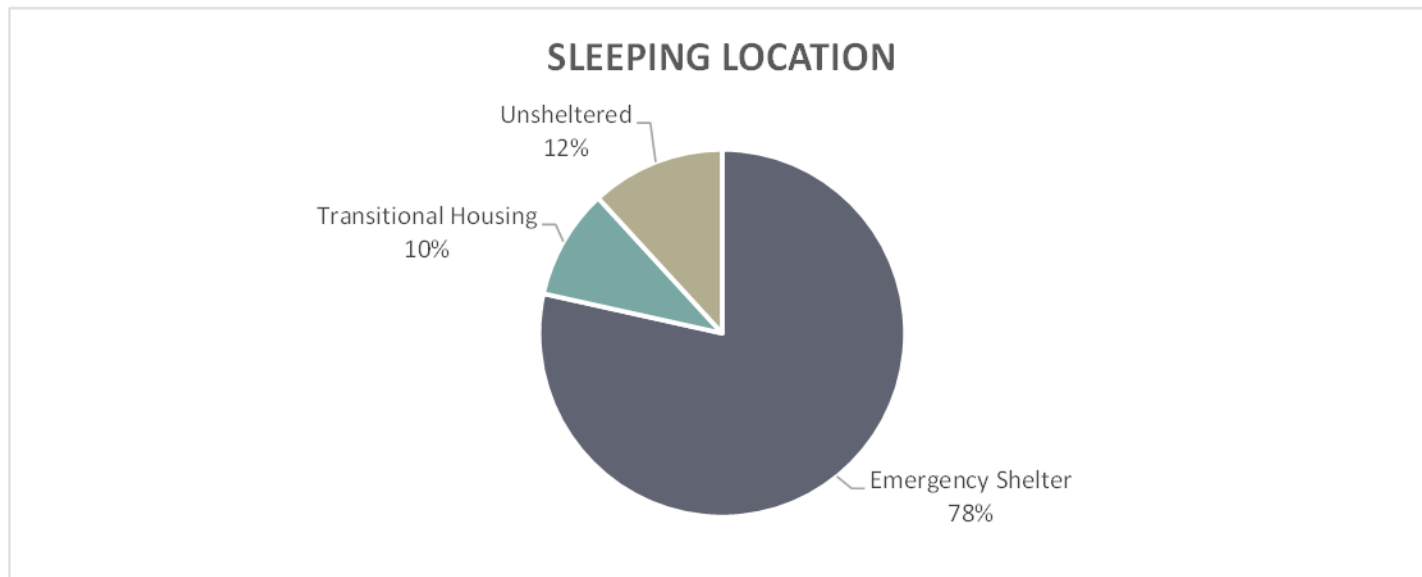
Single individuals made up the majority of the Dane County homeless population.

Household Type	# of Persons	Percentage
Families: Persons in households with at least one adult and one child	210	30%
Unaccompanied youth: Persons in households with only children under age 18	1	0%
Singles: Households without children	490	70%
Total	701	100%



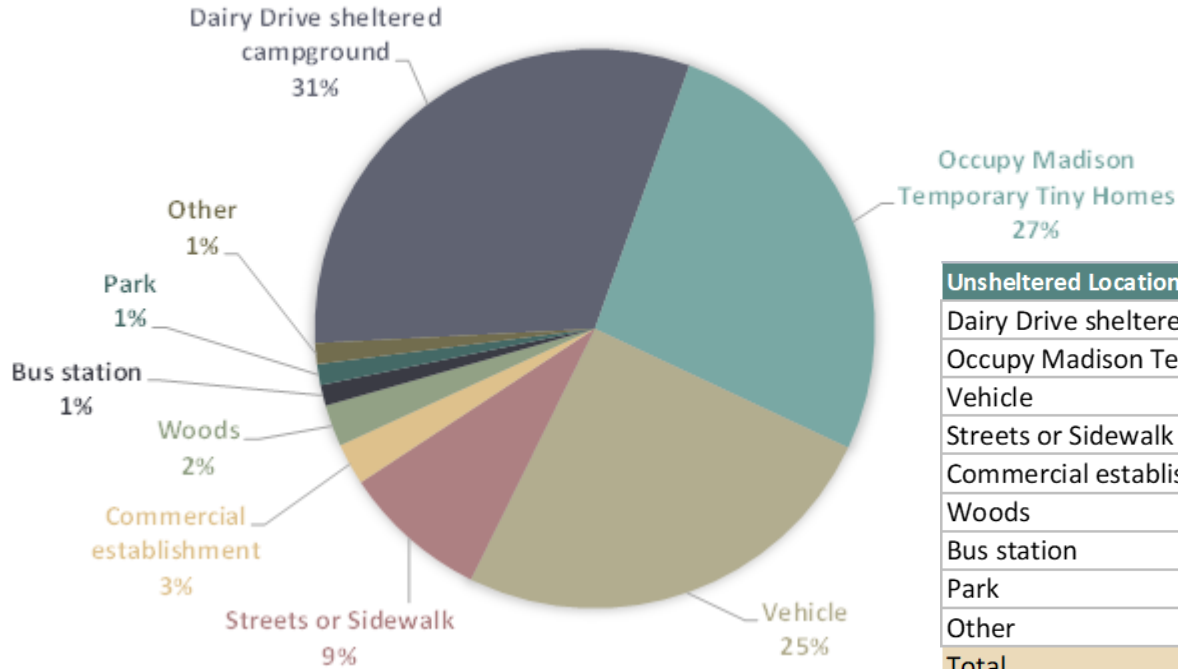
Approximately 12% were unsheltered.

Sleeping Location	# of Persons	Percentage
Emergency Shelter	550	78%
Transitional Housing	68	10%
Unsheltered (places not meant for human habitation)	83	12%
Total	701	100%



Unsheltered locations

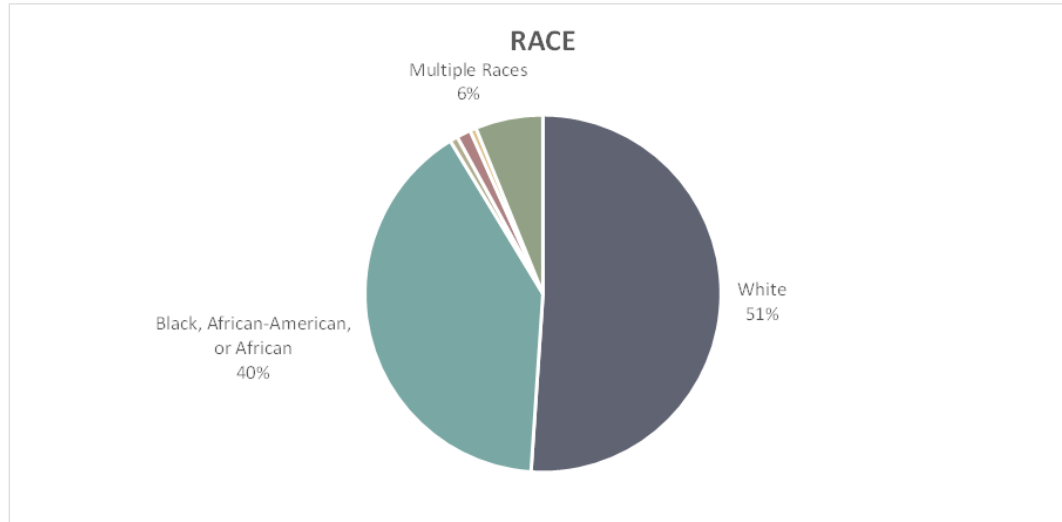
UNSHeltered LOCATION # OF PERSONS



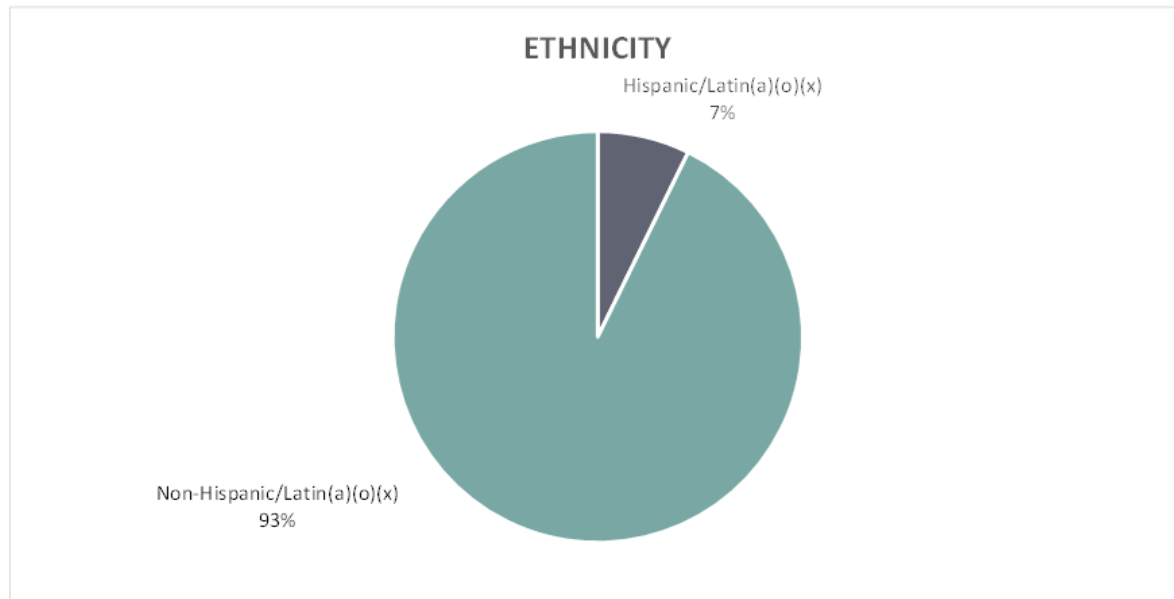
Unsheltered Location	# of Persons
Dairy Drive sheltered campground	26
Occupy Madison Temporary Tiny Homes	22
Vehicle	21
Streets or Sidewalk	7
Commercial establishment	2
Woods	2
Bus station	1
Park	1
Other	1
Total	83

People of color were significantly over-represented.

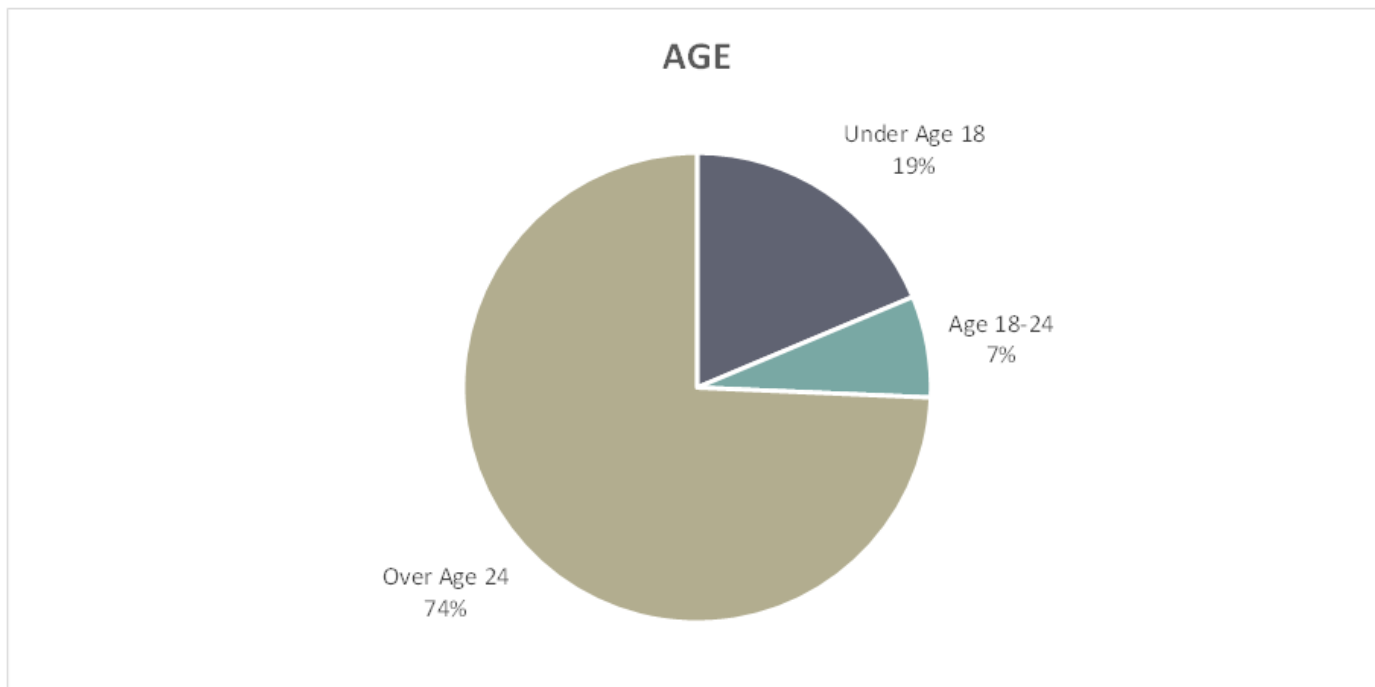
Race	# of Persons	Percentage
White	358	51%
Black, African-American, or African	282	40%
Asian or Asian American	5	1%
American Indian, Alaska Native, or Indigenous	9	1%
Native Hawaiian or Pacific Islander	4	1%
Multiple Races	43	6%
Total	701	100%



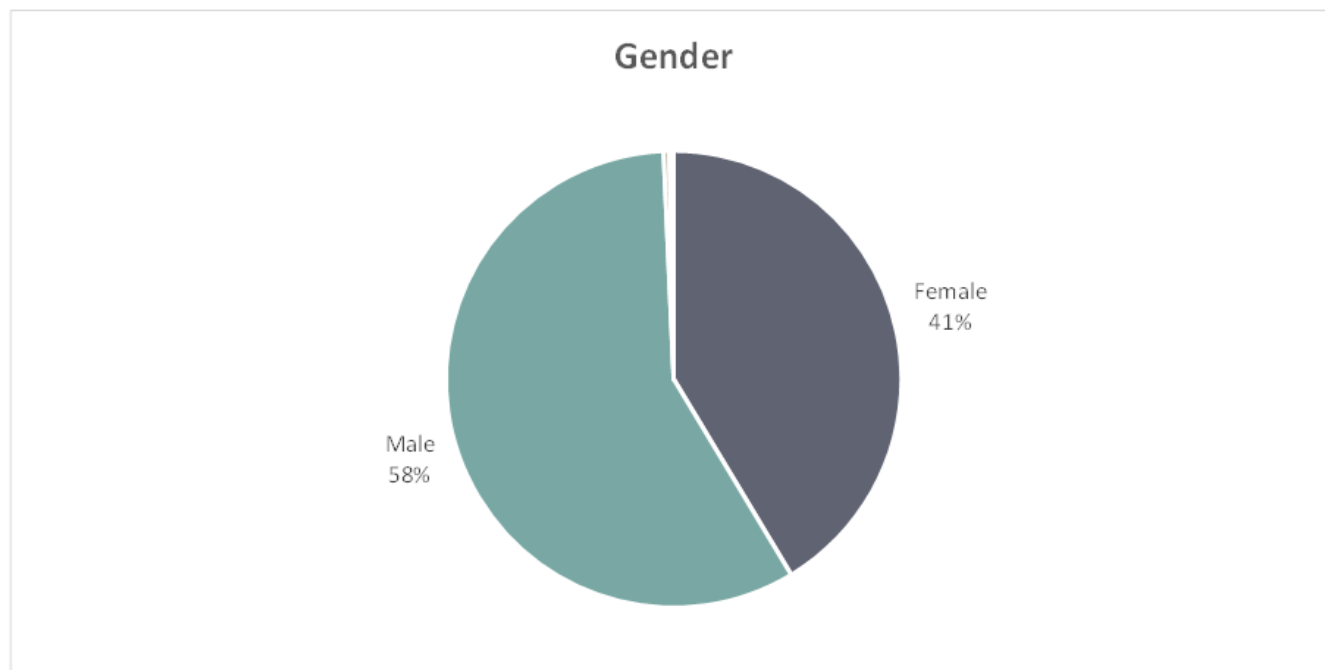
Ethnicity	# of Persons	Percentage
Hispanic/Latin(a)(o)(x)	51	7%
Non-Hispanic/Latin(a)(o)(x)	650	93%
Total	701	100%



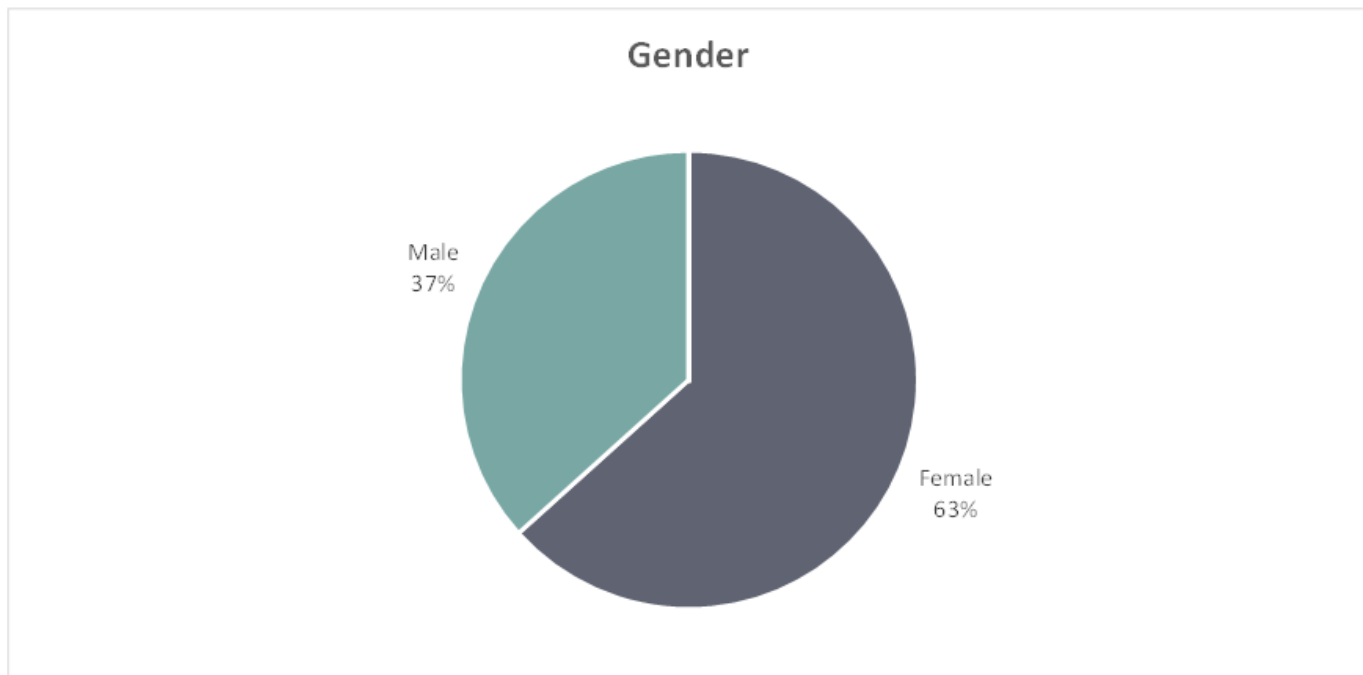
Age	# of Persons	Percentage
Under Age 18	131	19%
Age 18-24	49	7%
Over Age 24	521	74%
Total	701	100%



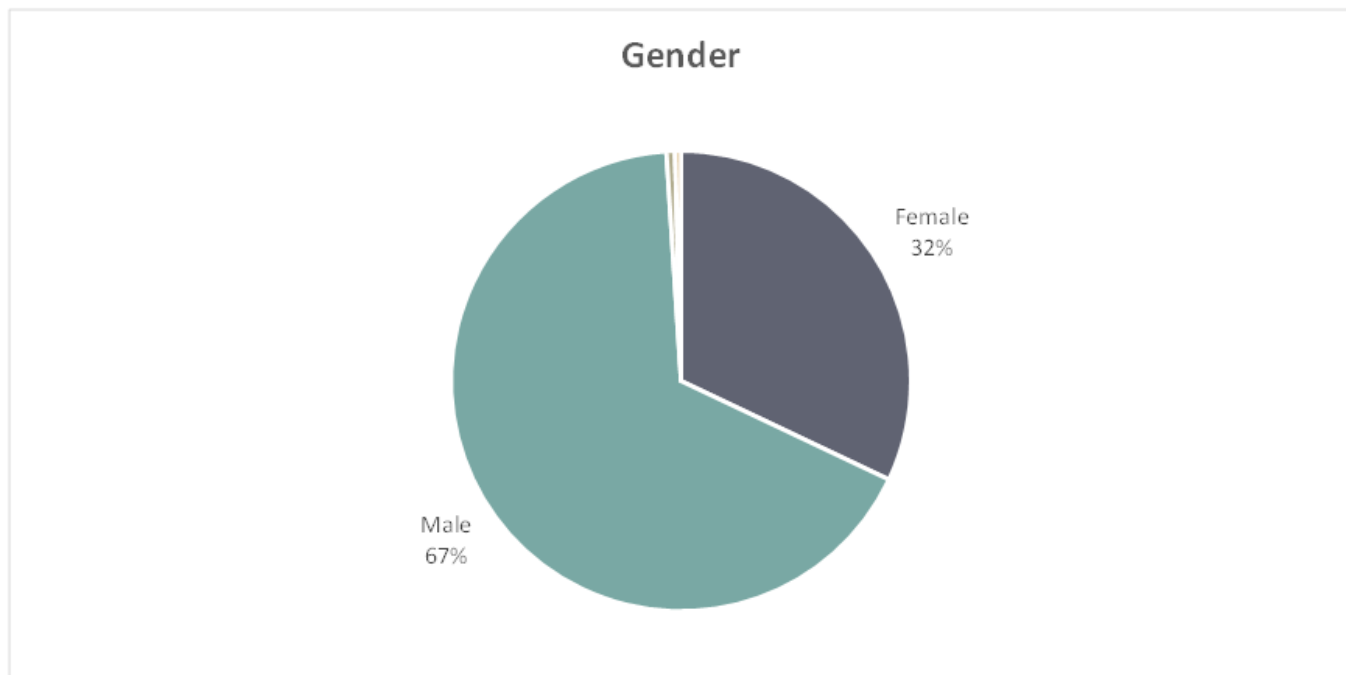
<i>Gender - All Population</i>	# of Persons	Percentage
Female	290	41%
Male	406	58%
Gender that is not singularly 'Female' or 'Male' (e.g., non-binary, genderfluid, agender, culturally specific gender)	3	0%
Questioning	0	0%
Transgender	2	0%
Total	701	100%



Gender – <i>Families (households with children)</i>	# of Persons	Percentage
Female	133	63%
Male	77	37%
Gender that is not singularly 'Female' or 'Male' (e.g., non-binary, genderfluid, agender, culturally specific gender)	0	0%
Questioning	0	0%
Transgender	0	0%
Total	210	100%



Gender – <i>Singles (households without children)</i>	# of Persons	Percentage
Female	157	32%
Male	328	67%
Gender that is not singularly 'Female' or 'Male' (e.g., non-binary, genderfluid, agender, culturally specific gender)	3	1%
Questioning	0	0%
Transgender	2	0%
Total	490	100%



Since 2021

The total number of persons experiencing homelessness decreased by 18% from 855 to 701, a 154-person decrease from the previous year.

- Family homelessness decreased by 40% (352 persons in 104 families to 120 persons in 64 families)
- Single homelessness decreased by 3% (503 persons to 490 persons)
- Chronic homelessness decreased by 31%
- Veteran homelessness decreased by 25%

Significant decrease in family homeless numbers

- **Fewer hotel shelter beds** were available in 2022. Salvation Army switched from hotel sheltering (up to 50 families) to family shelter facility in Milwaukee Street (up to 35 families). Other programs served fewer people in 2022.
- **More Rapid Rehousing units** were available in 2022. 170 for singles and 104 for families were available in 2022, compared to 52 for singles and 90 for families in 2021.

PIT , annual report & other data available at HSC Website:

www.danecountyhomeless.org

Homeless Services Consortium of Dane County

Need Help? Get Help.

Contact Us

EXTREME WEATHER NOTIFICATION

COVID-19 Resources

Donate Now

WHO WE ARE

GET HELP

DATA

RESOURCES

GET INVOLVED

Additional Data Points

School districts work to identify the number of students experiencing homelessness. In Wisconsin, the Department of Public Instruction gathers that information from across the state and publishes it on their [website](#).

The **Dane County Jail** asks for current address each time someone is booked into custody. They provided a list of addresses for every booking over the last few years. CoC staff identified addresses, including no address provided, that may indicate someone was experiencing homelessness at the time of booking. The data shows, that, on average, 13% of the Dane County jail annual bookings were for people presumed to be experiencing homelessness.

