



PIMA COUNTY

**SAFETY + JUSTICE
CHALLENGE**

**Dane County Site Visit
June 26, 2018**

Amy Fish - Deputy Director Grants Management & Innovation,
Michael Steber –Technology & Compliance Officer Pima County Sheriffs,
Spencer Graves – Program Coordinator Criminal Justice Reform



PIMA COUNTY

**SAFETY + JUSTICE
CHALLENGE**

Introductions



PIMA COUNTY

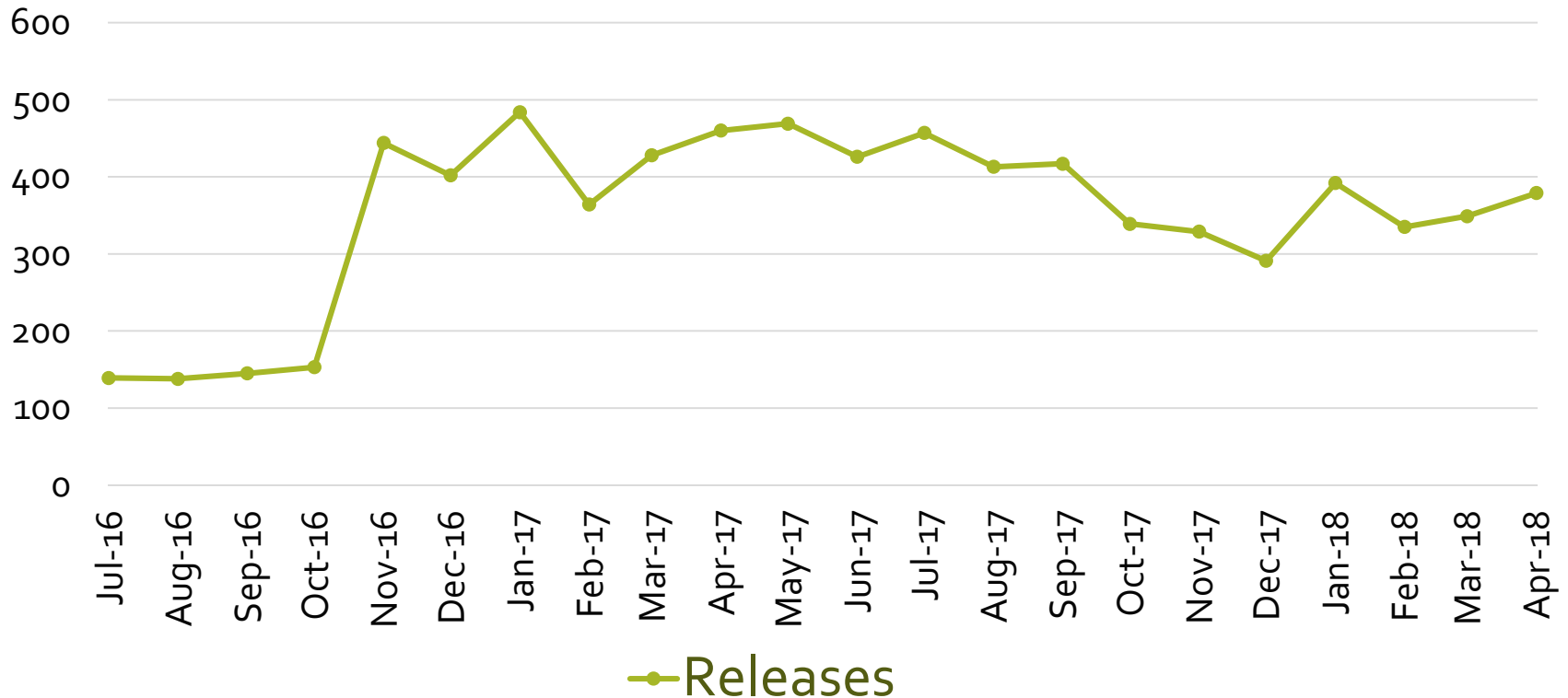
**SAFETY + JUSTICE
CHALLENGE**

Strategy 1

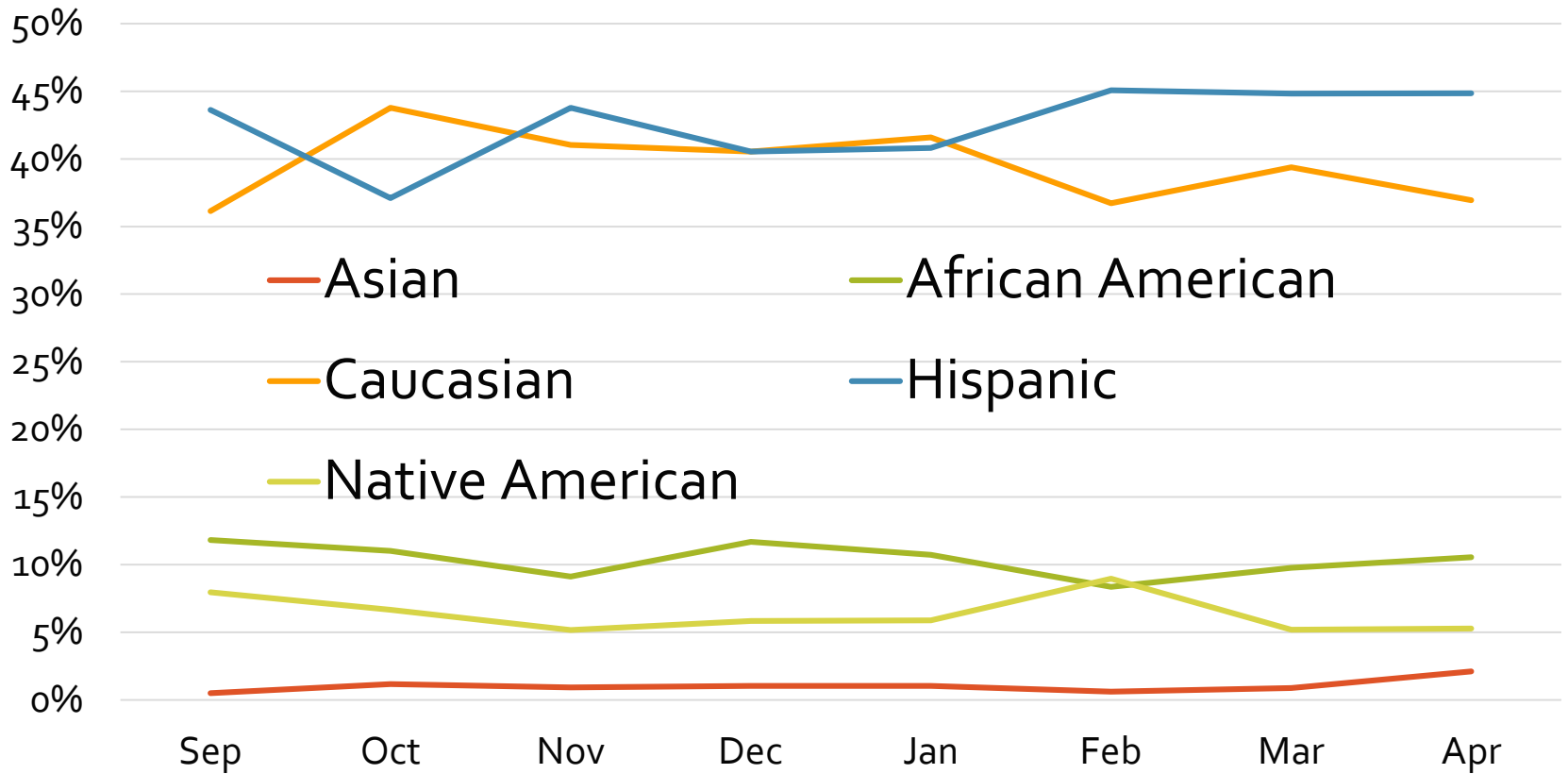
Court System Innovations and
Treatment Alternatives

Post Booking Release Program (July 2016 – April 2018)

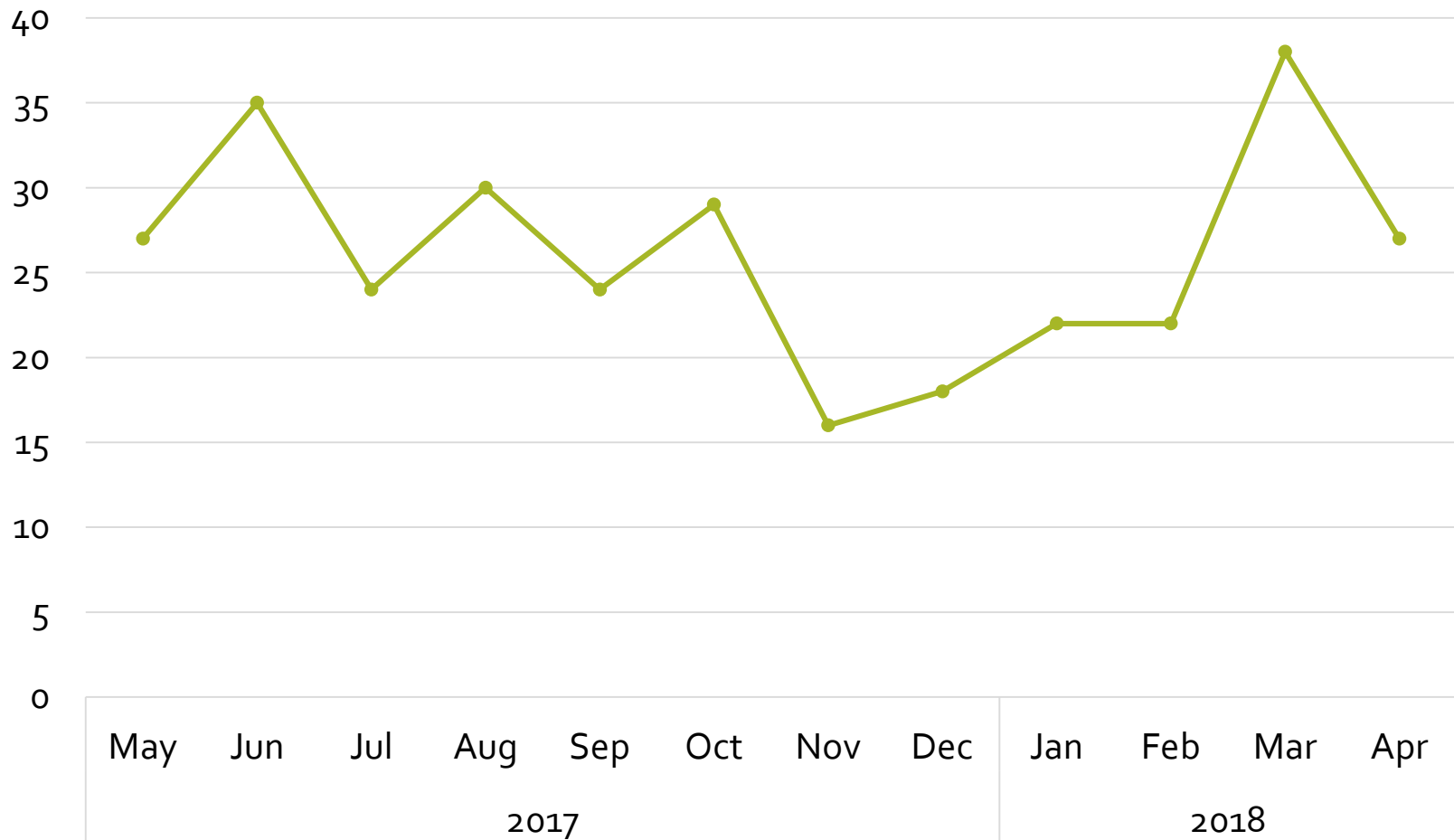
Releases



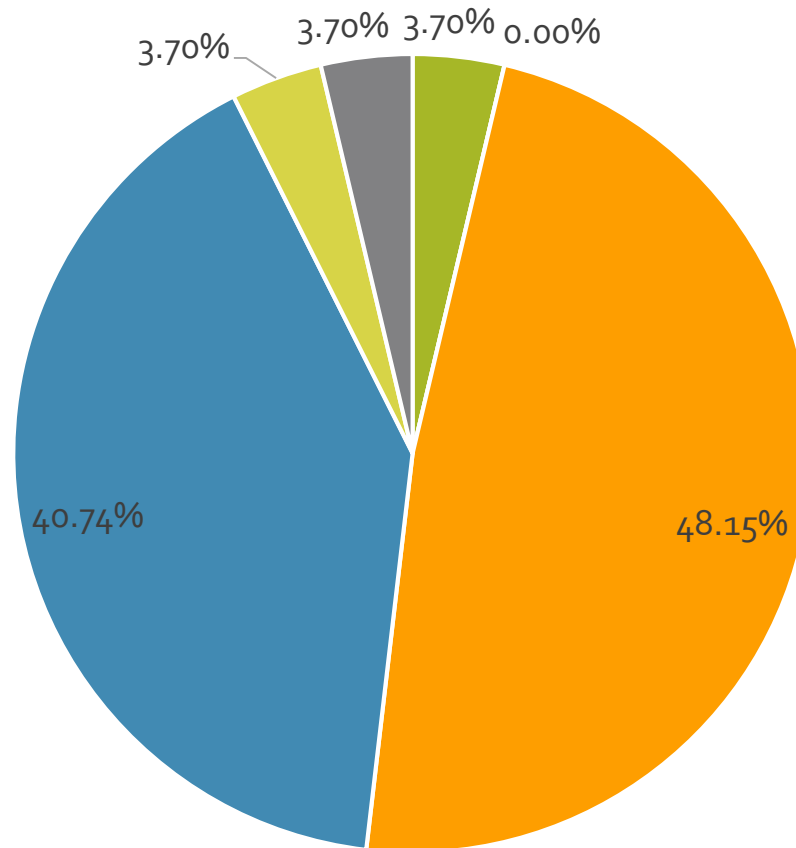
Misdemeanor Post-Booking Releases: September to April 2018



Population Released to BH Specialty Caseload (n=312)



Population Released to BH Specialty Caseload by Race for April 2018



■ Asian ■ African American ■ Caucasian ■ Hispanic ■ Native American ■ Other



PIMA COUNTY

**SAFETY + JUSTICE
CHALLENGE**

Strategy 2

Addressing and Resolving Factors of
Failure to Appear (FTA)

Warrant Resolution Court

Efforts To Reduce FTA Warrants

- **Expanded Court Hours**
 - Night and Weekend Court
 - Multi-jurisdictional Participation
- **Outbound IVR**
 - Court Date
 - Payment Due Date
 - Traffic Default
 - Collections
 - Special Events
- **Delayed Sanctions**
 - Opportunity to Avoid Default
 - 120 to 180 Days Before Collections
- **Warrant Walk-In Court**
- **Affordable Payment Plans**



Warrant Resolution Court

WRC Outcomes Since June 2016: 26 Events

Warrant Resolution Court Updates		Sum of WRC Customers Served at a Window	Sum of WRC Hearings Held	Sum of WRC Warrants Quashed	Sum of WRC other issues
Night Court	2016	620	215	156	196
	2017	1627	997	736	523
	2018	798	538	351	192
	Night Court Total	3045	1750	1243	911
Saturday Court	2016	771	354	314	265
	2017	355	255	190	143
	2018	183	71	51	168
	Saturday Court Total	1309	680	555	576
Grand Total		4354	2430	1798	1487



Pima County Consolidated Justice Court

Strategy 2



Justice Court Warrant Caseload

- **40% reduction in outstanding warrants since 2015**
 - June 2015 - 23,148
 - June 2016 - 19,350
 - June 2017 - 16,916
 - **May 2018 - 13,940**
- **75% Issued For FTA (Failure to Appear)**
- **21% Issued For FTC (Failure to Comply)**
- **4% Issued for other**

Strategy 2



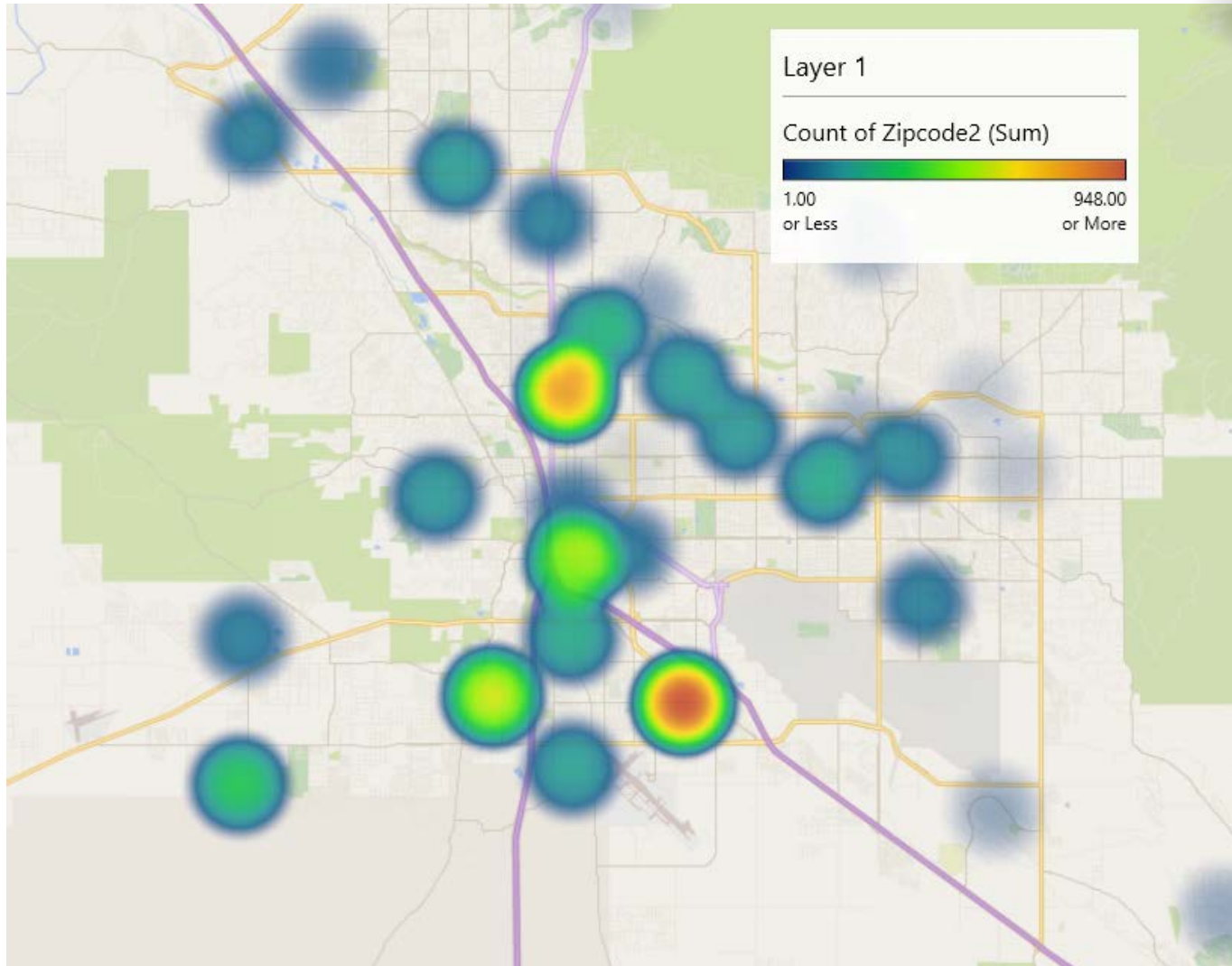
Ethnic & Geographical Distribution of Pending Warrants by Defendants

Defendant Ethnicity	Defendant %	2016 Adult Population
White	45.49%	58.26%
Hispanic	32.18%	32.42%
Other/Multiple	10.50%	-
African American	5.60%	3.57%
Native American	5.67%	2.36%
Asian	0.55%	3.39%

Zip Code	Defendants%
85706	10.05%
85705	8.25%
85746	6.08%
85713	5.17%
85757	3.21%

Strategy 2

Distribution of PCCJC Warrants





PIMA COUNTY

**SAFETY + JUSTICE
CHALLENGE**

**Strategy 2
Tucson City Court**

Tucson City Court

Outstanding Warrants

- As of June 2018, Tucson City Court has **26,791** outstanding warrants, compared to more than **40,000** in August of 2015

Race Category	Count of RACE	% of RACE
White	19,459	72.63%
African American	2,957	11.04%
Unknown	2,644	9.87%
Native American	1,589	5.93%
Asian / Pacific Islander	142	0.53%
Total	26,791	100.00%



PIMA COUNTY

**SAFETY + JUSTICE
CHALLENGE**

Jail Data

Spencer Graves
Program Coordinator

In Pima County April 2018

Total Arrested and Booked

2545 – Total Bookings

2531—Total Releases

1807—Average Daily Confined Population



82.53% - Men

17.47% - Women

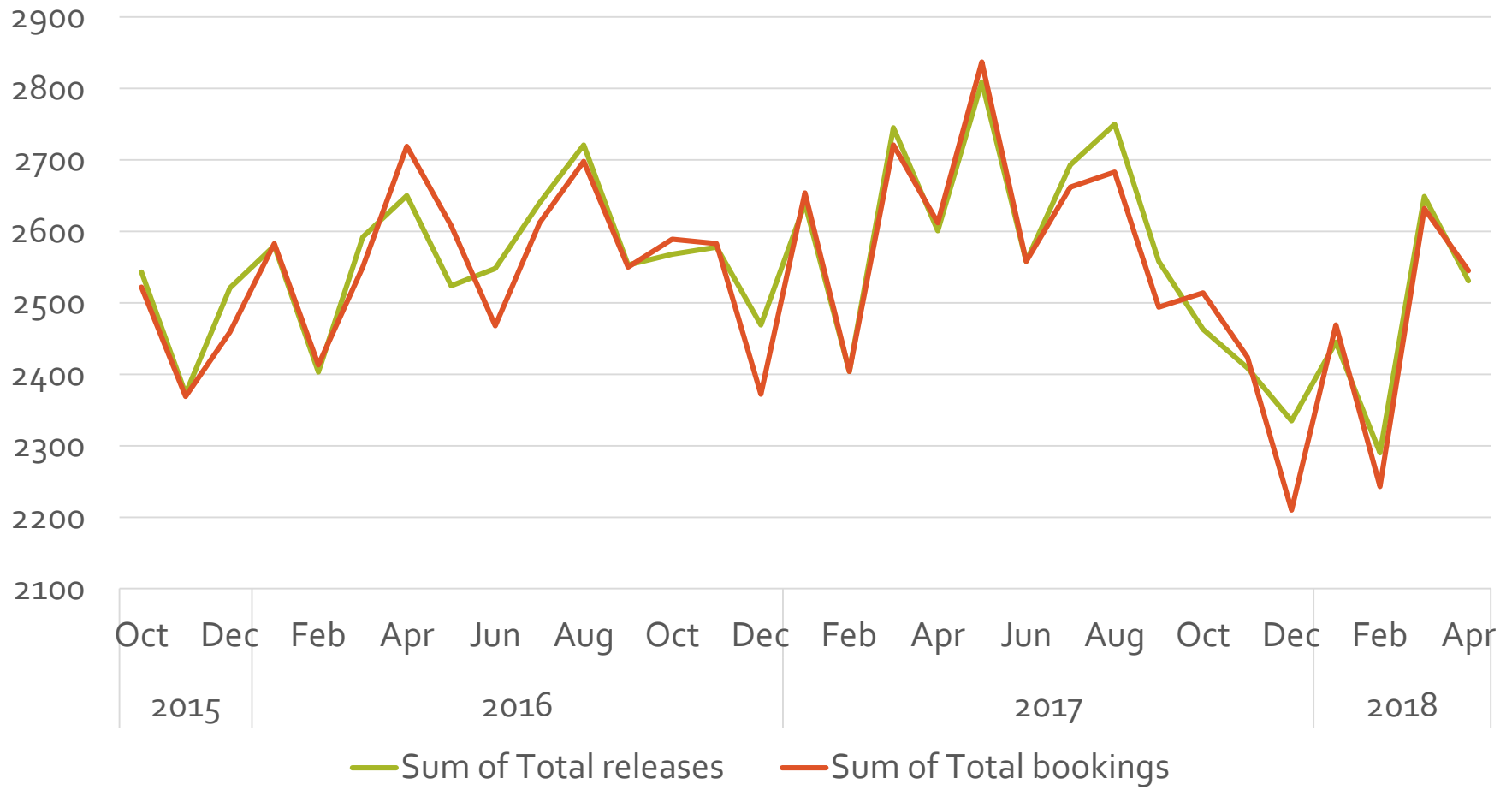
Adult Population

10.24%	African American	4.9%	3.57%	(2016 US Census)
1.57%	Asian	4.2%	3.39%	(2016 US Census)
39.91%	Caucasian	52.4%	58.26%	(2016 US Census)
43.47%	Hispanic	36.8%	32.42%	(2016 US Census*)
5.38%	Native American	5.2%	2.36%	(2016 US Census)

Estimated County Population 1,016,206

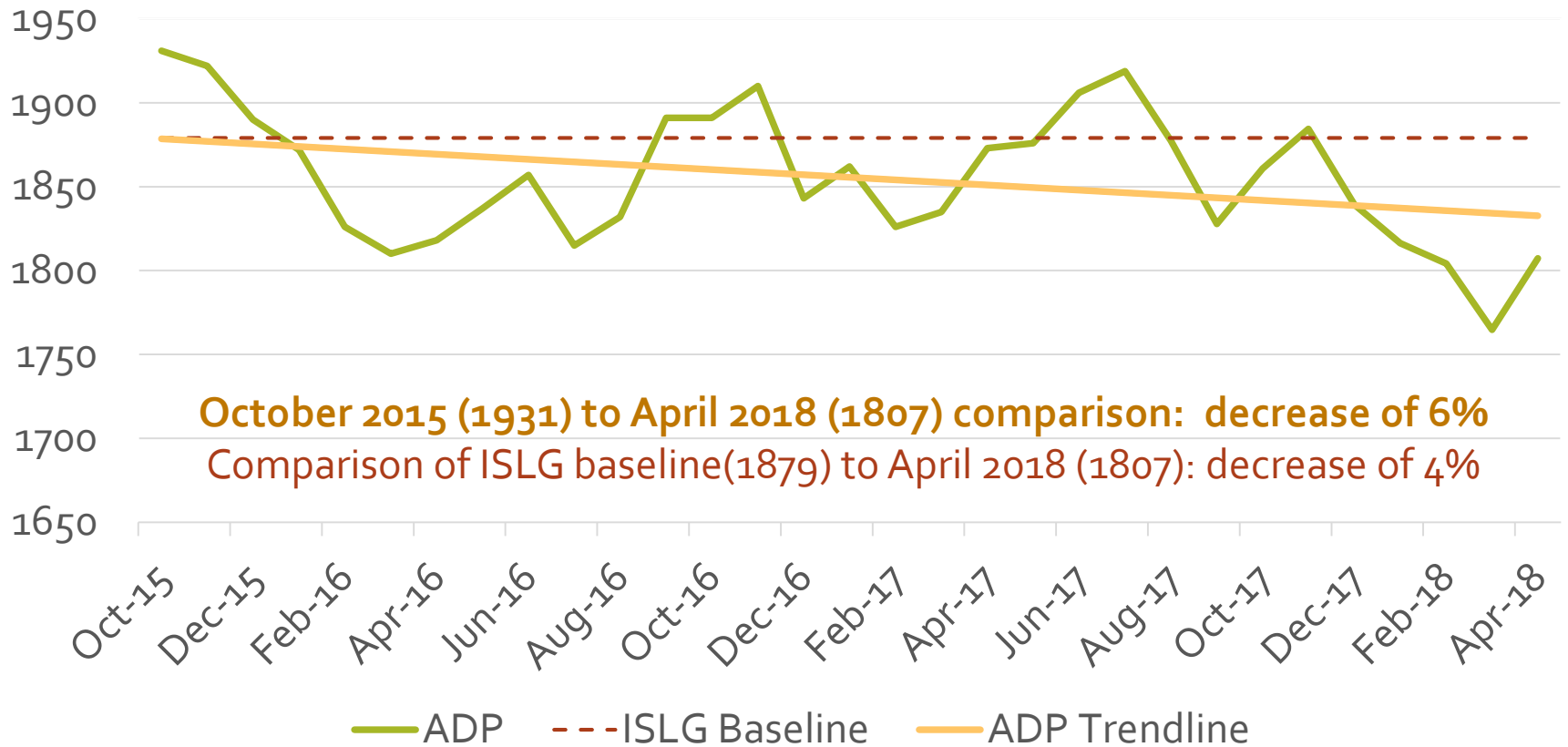
*Please note the total for Hispanic is for "Hispanic of any race," so total of population exceeds 100%. Data from the 2016 American Community Survey Population Estimates.

Pima County Jail: Booking and Releases

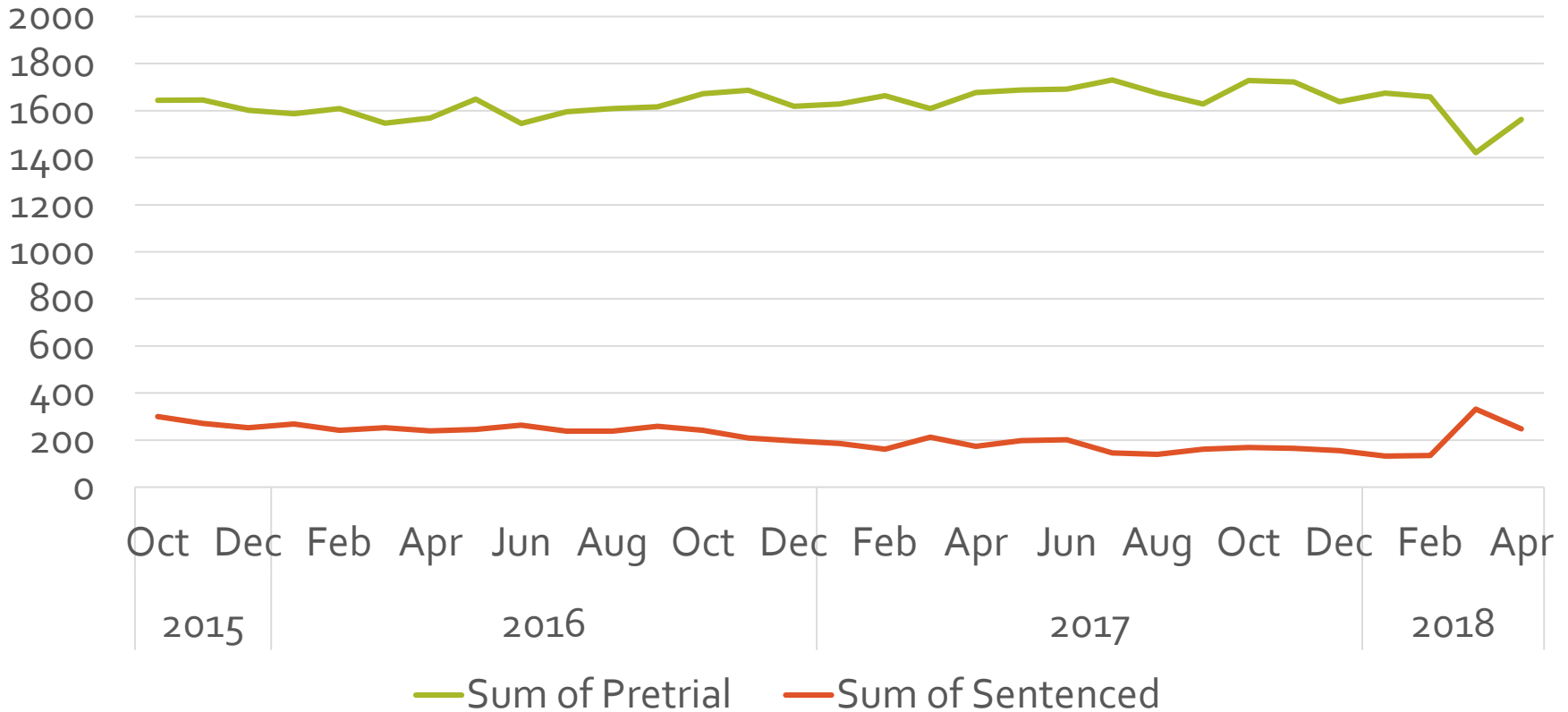


Bookings = Individuals brought into jail/booked

Pima County Jail Average Daily Population (ADP)



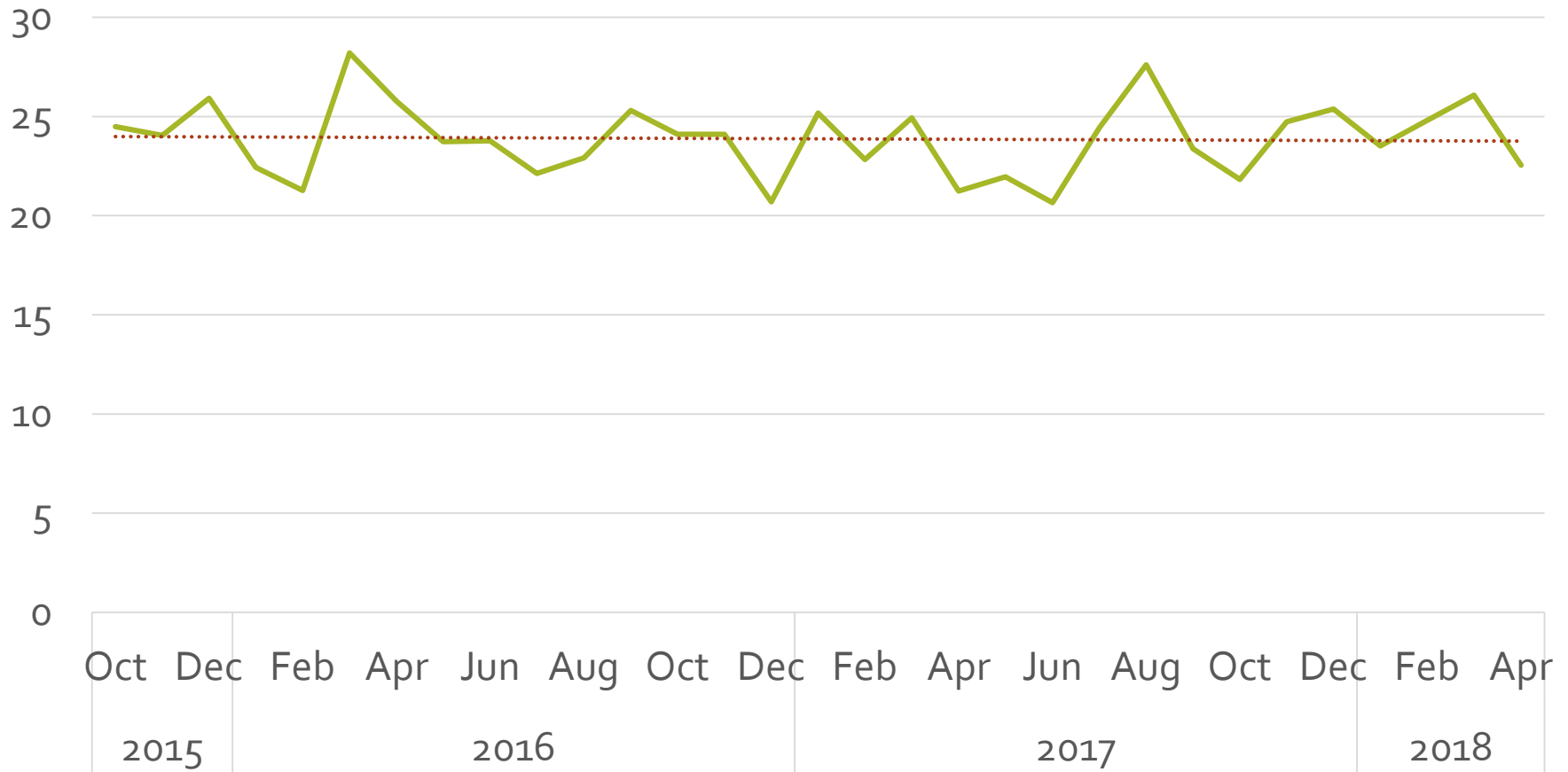
Pima County Jail: Pretrial vs Sentenced



October 2015 to April 2018 comparison:

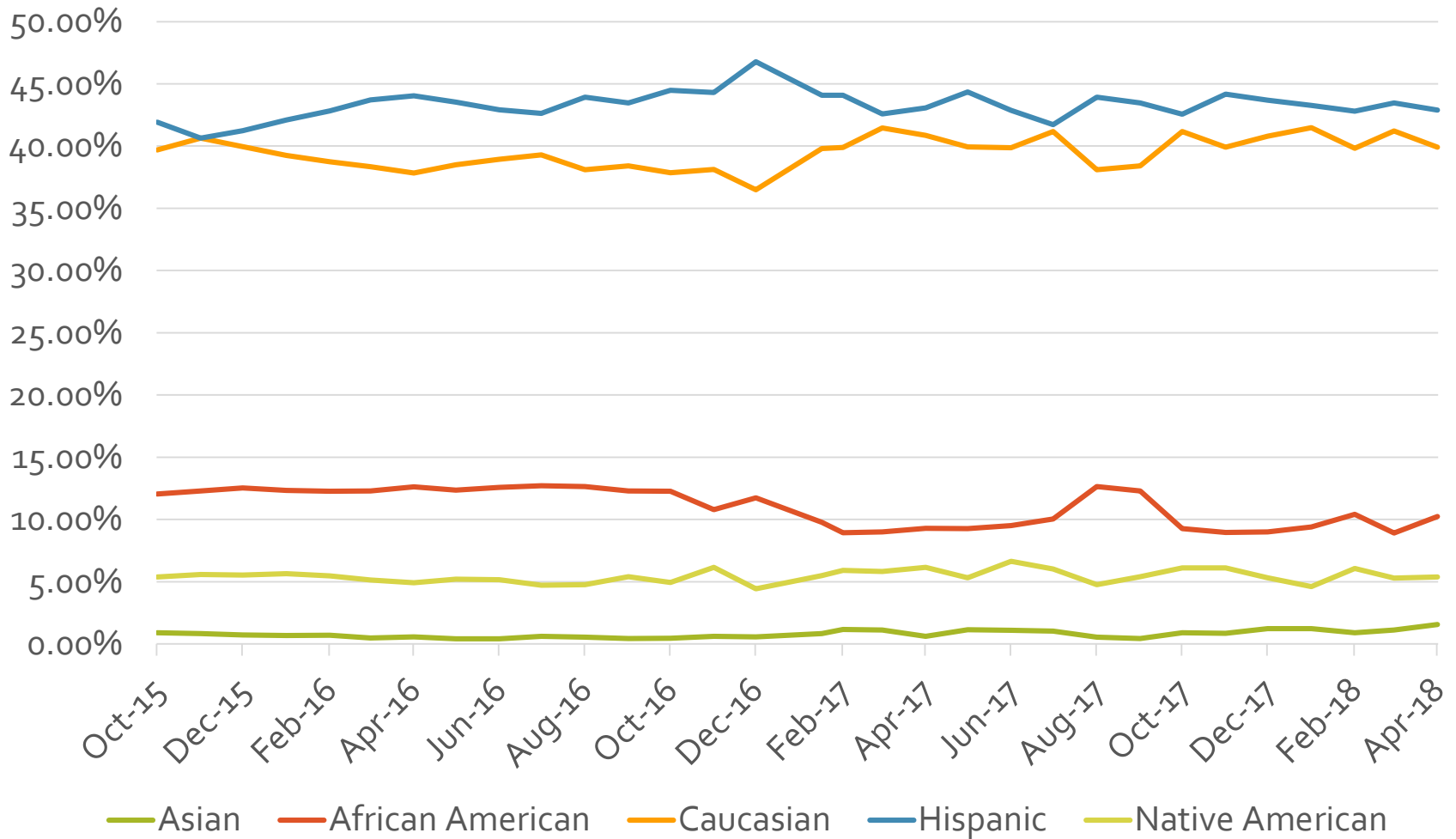
- Pretrial decreased by 4.93%, and
- Sentenced decreased by 17%

Pima County Jail: Reported Average Length of Stay



October 2015 to April 2018 comparison: decrease of 7.9%

Pima County Jail: Demographics





PIMA COUNTY

**SAFETY + JUSTICE
CHALLENGE**

**MacArthur Foundation
Activities**

James F. Austin Stress Test

Wendy Petersen - Presenter

Date: May 3, 2018

Purpose: Technical advisor to understand reasons for jail bed days

Who: City and County Judges, Administration, Prosecution, Defense, Law Enforcement, Site Coordinators

Recommendations to Consider:

- Case Processing
- Probation Coterminous Holds
- Review for Pretrial holds
- Establishing Pretrial Text Reminders
- Creating daily jail population dashboards
- Create incentives for inmates for early release considerations

Contact Information

Wendy Petersen

Assistant County Administrator

520-724-8849 Office

Wendy.Petersen@pima.gov

Terrance Cheung

Program Manager

520-724-8770 Office

520-247-5905 Cell

Terrance.Cheung@pima.gov



PIMA COUNTY

Spencer Graves

Program Coordinator

(520) 724-9306 Office

Spencer.Graves@pima.gov