






**Legend**

- |   |   |
|---|---|
|  Wetland    | <b>Significant Soils</b>  |
|  Floodplain |  Class 1 |
|   |  Class 2 |



0 125 250 500 Feet



Petition 11909  
**CRYSTAL LAKE PARK LLC**