



#SNP50

Senior Nutrition Programs

Decreasing isolation, improving healthy eating, and promoting overall health



SENIOR NUTRITION PROGRAM

CELEBRATE • INNOVATE • EDUCATE

acl.gov/snp50



Shannon Gabriel, RDN, CD, CSG

Registered Dietitian & Healthy Aging Coordinator
Senior Nutrition Program
Area Agency on Aging - Dane County



PROGRAM ACCOMPLISHMENTS & WHAT'S NEXT...

THE AGING NETWORK

U.S. Department of Health & Human Services



**Administration of Community Living (ACL) /
Administration on Aging (AoA)**



State Unit on Aging (BADR)



Area Agencies on Aging (Dane, GWAAR, Milwaukee)



Community Partners or County / Tribal Aging Units

(13 Community Partners {Site Management: Orders/Assess/Package/Serve} & 14 Catering Partners)

OLDER AMERICANS ACT (OAA)

- ACT BEGAN IN 1965
- SNP PILOT PROGRAMS 1972
- SNP PROGRAMS BEGAN IN 1973 – 1974
- CONGREGATE BEGAN 1ST, THEN HOME DELIVERED MEALS CAME LATER

PURPOSE OF OAA:

- **“To improve the quality of life for all older Americans by helping them to remain independent and productive.”**
- Oversee the development of services and opportunities
- Respect the dignity of individuals
- Remove social barriers
- Provide continuum of care
- Secure opportunities for seniors
- **Serves anyone age 60+**

SENIOR NUTRITION PROGRAM SERVICES & PURPOSE

SERVICES:

- C1: Congregate Meals
- C2: Home Delivered Meals
- Nutrition Education
- Nutrition Counseling

PURPOSE:

- To reduce hunger, food insecurity, and malnutrition
- To promote socialization of older adults
- To promote the health and well-being of older adults by assisting them to gain access to other services.

CONGREGATE SITES IN DANE COUNTY: 26 SITES (4 RESTAURANTS)

Good Shepherd Lutheran Church:

Closing at year end.
Due to low utilization.

Dining options in South Madison:
Beth Israel (M)
Meadowridge Commons (T/TH)

Transportation to Romnes or
Madison Senior Center (W/F)

*Hopefully coming soon – Restaurant Site – open 2 Wednesdays/month.

Dane County Senior Dining Sites									
LOCATION	PHONE	DAYS SERVED	MEAL TIME	MEAL DELIVERY	LOCATION	PHONE	DAYS SERVED	MEAL TIME	MEAL DELIVERY
Beth Israel Center 1406 Mound St, Madison	442-4083	M Sept - May	11:30	See MOWs	Meals on Wheels (MOWs) for the Madison & Monona Service Area (SSM Health at Home)	276-7598	Lunch only	Varies	M-F
Cambridge Community Center 200 Spring St, Cambridge	838-7117	T, F	Noon	N/A	Messiah Lutheran Church 5202 Cottage Grove Rd, Madison	512-0000	T & R	Noon	See MOWs
Colonial Club Sr Activity Ctr 301 Blankenheim Ln, Sun Prairie	837-4611	M-F	11:30	M-F	Middleton Senior Center 7448 Hubbard Ave, Middleton	831-2373	M-F	11:30	M-F
Cornerstone Community Center 505 N Main St, DeForest	846-9469	M-F (except W)	11:30	M-F	Monona Senior Center 1011 Nichols Rd, Monona	512-0000	F	Noon	See MOWs
DeForest Family Restaurant* 505 W North St, DeForest	846-9469	W	10-1	N/A	Mount Horeb Senior Center 107 N Grove St, Mount Horeb	437-6902	M-F (except W)	11:15	M-F
Fink's Restaurant* 204 W Main St, Mt Horeb	437-6902	W	11-1	N/A	Northwest Dane Senior Services 1837 Bourbon Rd, Cross Plains	798-6937	M-F	11:30	M-F
Fitchburg Senior Center 5510 E Lacy Rd, Fitchburg	270-4290	M-F	Noon	M-F	Oregon Area Senior Center 219 Park St, Oregon	835-5801	M-F (except R)	11:45	M-F
Goodman Community Center 149 Waubesa St, Madison	241-1574	M-F	Noon	See MOWs	River Ville Bar & Grill* 619 River St, Belleville	424-6007	W	9-1	N/A
Good Shepherd Lutheran Church 5701 Raymond Rd, Madison	512-0000	F	Noon	See MOWs	Romnes Apartments 540 W Olin Ave, Madison	512-0000	M-F	11:30	See MOWs
Hmoob Kaj Siab (Hmong Food) 4402 Femrite Dr, Madison	692-8918	M-F	Noon	See MOWs	Stoughton Area Senior Center 248 W Main St, Stoughton	873-8585	M-F	Noon	M-F
Kavanaugh's Esquire Club* 1025 N Sherman Ave, Madison	512-0000	W	11-1:30	N/A	Sugar River Senior Center 21 S Vine St, Belleville	424-6007	M & F	Noon	M-F
Madison Senior Center 330 W Mifflin St, Madison	512-0000	M-F	11:30	See MOWs	Warner Park Community Rec Ctr 1625 Northport Dr, Madison	512-0000	M-F (except W)	11:30	See MOWs
McFarland Senior Outreach 5915 Milwaukee St, McFarland	838-7117	M, W, F	Noon	M-F	Waunakee Senior Center 333 S Madison St, Waunakee	849-8385	M-F	11:30	M-F
Meadowridge Commons 5734 Raymond Rd, Madison	512-0000	T & R	Noon	See MOWs	With the exception of the sites listed with *, select a convenient site and call by 9am two business days prior to make a meal reservation.				
DeForest Family Restaurant, Fink's Restaurant, Kavanaugh's Esquire Club, & River Ville Bar & Grill do not require a reservation.					For more information, contact Dane County Dietitian Shannon Gabriel at Gabriel.Shannon@danecounty.gov or (608) 261-5678.				

HOME DELIVERED MEAL PROVIDERS IN DANE COUNTY: 14 LOCATIONS

EVERY PERSON THAT GETS HDMS RECEIVES AN IN-PERSON ASSESSMENT THAT DETERMINES THEIR NUTRITION RISK.

SOMETIMES IT'S FORGOTTEN THAT WE ARE 'MORE THAN A MEAL...' WE ARE A NUTRITION PROGRAM.

MEALS ARE ASSIGNED BASED ON RISK (NUTRITION, IADL, ADL, SUPPORT, ETC.)

Dane County Senior Dining Sites									
LOCATION	PHONE	DAYS SERVED	MEAL TIME	MEAL DELIVERY	LOCATION	PHONE	DAYS SERVED	MEAL TIME	MEAL DELIVERY
Beth Israel Center 1406 Mound St, Madison	442-4083	M Sept - May	11:30	See MOWs	Meals on Wheels (MOWs) for the Madison & Monona Service Area (SSM Health at Home)	276-7598	Lunch only	Varies	M-F
Cambridge Community Center 200 Spring St, Cambridge	838-7117	T, F	Noon	N/A	Messiah Lutheran Church 5202 Cottage Grove Rd, Madison	512-0000	T & R	Noon	See MOWs
Colonial Club Sr Activity Ctr 301 Blankenheim Ln, Sun Prairie	837-4611	M-F	11:30	M-F	Middleton Senior Center 7448 Hubbard Ave, Middleton	831-2373	M-F	11:30	M-F
Cornerstone Community Center 505 N Main St, DeForest	846-9469	M-F (except W)	11:30	M-F	Monona Senior Center 1011 Nichols Rd, Monona	512-0000	F	Noon	See MOWs
DeForest Family Restaurant* 505 W North St, DeForest	846-9469	W	10-1	N/A	Mount Horeb Senior Center 107 N Grove St, Mount Horeb	437-6902	M-F (except W)	11:15	M-F
Fink's Restaurant* 204 W Main St, Mt Horeb	437-6902	W	11-1	N/A	Northwest Dane Senior Services 1837 Bourbon Rd, Cross Plains	798-6937	M-F	11:30	M-F
Fitchburg Senior Center 5510 E Lacy Rd, Fitchburg	270-4290	M-F	Noon	M-F	Oregon Area Senior Center 219 Park St, Oregon	835-5801	M-F (except R)	11:45	M-F
Goodman Community Center 149 Waubesa St, Madison	241-1574	M-F	Noon	See MOWs	River Ville Bar & Grill* 619 River St, Belleville	424-6007	W	9-1	N/A
Good Shepherd Lutheran Church 5701 Raymond Rd, Madison	512-0000	F	Noon	See MOWs	Romnes Apartments 540 W Olin Ave, Madison	512-0000	M-F	11:30	See MOWs
Hmoob Kaj Siab (Hmong Food) 4402 Femrite Dr, Madison	692-8918	M-F	Noon	See MOWs	Stoughton Area Senior Center 248 W Main St, Stoughton	873-8585	M-F	Noon	M-F
Kavanaugh's Esquire Club* 1025 N Sherman Ave, Madison	512-0000	W	11-1:30	N/A	Sugar River Senior Center 21 S Vine St, Belleville	424-6007	M & F	Noon	M-F
Madison Senior Center 330 W Mifflin St, Madison	512-0000	M-F	11:30	See MOWs	Warner Park Community Rec Ctr 1625 Northport Dr, Madison	512-0000	M-F (except W)	11:30	See MOWs
McFarland Senior Outreach 5915 Milwaukee St, McFarland	838-7117	M, W, F	Noon	M-F	Waunakee Senior Center 333 S Madison St, Waunakee	849-8385	M-F	11:30	M-F
Meadowridge Commons 5734 Raymond Rd, Madison	512-0000	T & R	Noon	See MOWs	With the exception of the sites listed with *, select a convenient site and call by 9am two business days prior to make a meal reservation.				
DeForest Family Restaurant, Fink's Restaurant, Kavanaugh's Esquire Club, & River Ville Bar & Grill do not require a reservation.					For more information, contact Dane County Dietitian Shannon Gabriel at Gabriel.Shannon@danecounty.gov or (608) 261-5678.				

12 COMMUNITY PARTNERS THAT PROVIDE IN-PERSON ASSESSMENTS FOR HDM PROGRAM

- ▶ Case Managers from:
 - ▶ Colonial Club Senior Activity Center
 - ▶ Cornerstone Community Center (DeForest)
 - ▶ Fitchburg Senior Center
 - ▶ McFarland Senior Outreach Services
 - ▶ Middleton Senior Center
 - ▶ NewBridge Madison
 - ▶ Northwest Dane Senior Services
 - ▶ Oregon Area Senior Center
 - ▶ SW Dane Senior Outreach
 - ▶ Stoughton Area Senior Center
 - ▶ Sugar River Senior Center
 - ▶ Waunakee Senior Center

- ✓ Nutrition assessment
- ✓ Connection to other resources

ONE ADDITIONAL COMMUNITY PARTNER: **SSM HEALTH**

PROVIDE COORDINATION FOR CITY OF MADISON & MONONA HOME DELIVERED MEAL PROGRAM

- TRIAGE PHONE CALLS, ASSESSMENTS, DATA ENTRY
- COORDINATE VOLUNTEER DRIVERS/ROUTES
- COORDINATE CATERING/MEAL ORDERS

PARTNERING WITH CATERERS: 14

#	Caterer	Site
1	AtlantisValley Foods	Cambridge
		Romnes Apartments
		Madison Senior Center
		Warner Park
		MeadowRidge Commons
		Good Shepherd
		Monona Senior Center
		Oregon Area Senior Center
		Fitchburg Senior Center
		Stoughton Area Senior Center
		McFarland Senior Outreach Services
2	Main Street Market Piggly Wiggly	Sugar River Senior Center
3	RiverVille Bar & Grill	RiverVille Bar & Grill (Belleville)
4	Adamah Catering (Kosher)	Beth Israel Center
5	Colonial Club	Colonial Club Senior Activity Center
		Cornerstone Community Center (DeForest)
6	DeForest Family Restaurant	DeForest Family Restaurant
7	Fink's Café	Fink's Café (Mount Horeb)
8	Goodman Community Center	Goodman Community Center - Congregate Meals
		City of Madison/Monona HDMs via SSM Health
9	TnT's Catering	Middleton Senior Center
		SW Dane Senior Outreach (Mount Horeb)
10	Kim's Cafe - City of Stoughton	Stoughton Area Senior Center - Cong Meal on Thursdays
11	Kavanaugh's Esquire Club	Kavanaugh's Esquire Club
12	Lancaster's Piggly Wiggly	NW Dane Senior Services
13	The Hmong Institute	The Hmong Institute
14	Waunakee Schools/Taher Catering	Waunakee Senior Center

Calendar Year: Jan 1 – Dec 31, 2022
Meal costs for Oct 1, 2023+

	Total Meals	
Total Carryout Meal Cost = (total of Column F)	\$ -	0%
/ By Total # Carryout Meals Served	0	0%
= Total Meal Cost for Carryout Meals	\$ -	
Total Home Delivered Meal Cost = (total of Column H)	\$ 2,089,659.00	59%
/ Total # of Home Delivered Meals Served	172,864	67%
= Total Meal Cost for Home Delivered Meals	\$ 12.09	
Total Congregate Meal Cost = (total of Column J)	\$ 1,437,590.00	41%
/ Total # of Congregate Meals Served	83,576	33%
= Total Meal Cost for Congregate Meals	\$ 17.20	
Total Cost	\$3,527,249.00	
Total Meals Served	256,440	

1,026 meals / day

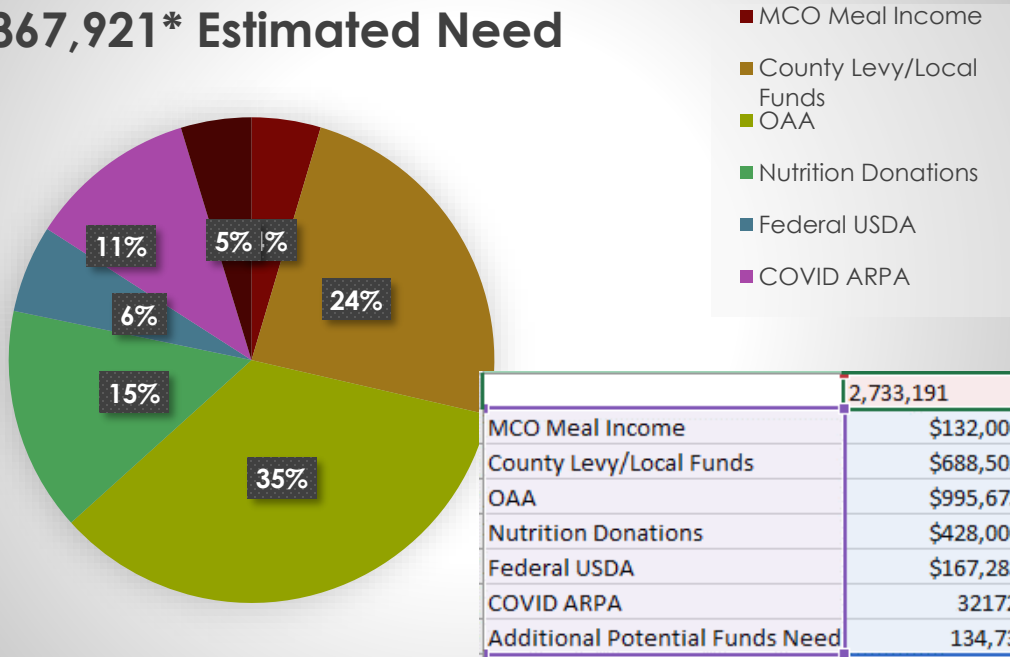
Calendar Year: Jan 1 – Dec 31, 2023
Meal costs for Oct 1, 2024+

	Total Meals	
Total Carryout Meal Cost = (total of Column F)	\$ -	0%
/ By Total # Carryout Meals Served	0	0%
= Total Meal Cost for Carryout Meals	\$ -	
Total Home Delivered Meal Cost = (total of Column H)	\$ 2,187,282.00	64%
/ Total # of Home Delivered Meals Served	172,598	66%
= Total Meal Cost for Home Delivered Meals	\$ 12.67	
Total Congregate Meal Cost = (total of Column J)	\$ 1,224,595.00	36%
/ Total # of Congregate Meals Served	90,315	34%
= Total Meal Cost for Congregate Meals	\$ 13.56	
Total Cost	\$3,411,877.00	
Total Meals Served	262,913	

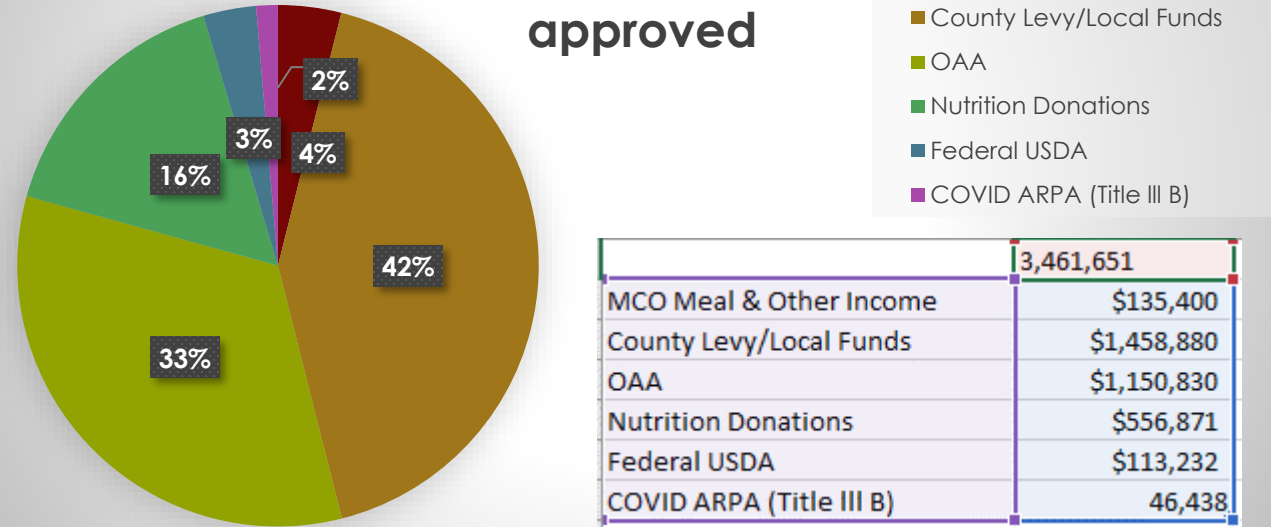
1,052 meals / day

FUNDING

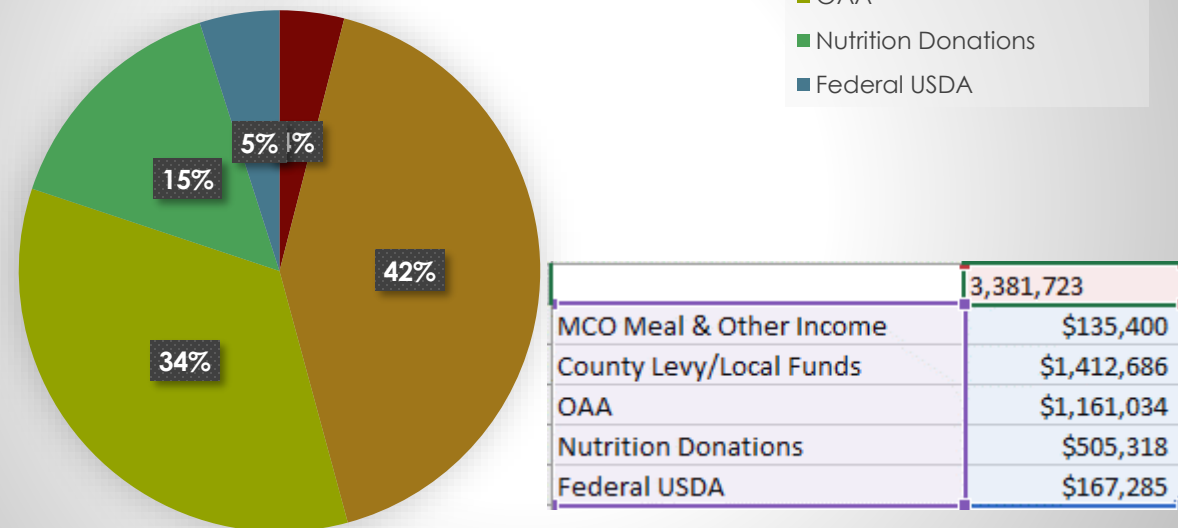
2023 Funding \$2,733,201 (Budgeted)
\$2,867,921* Estimated Need



2024 Funding \$3,461,651 (Budgeted)
Requested additional Dane County Levy:
\$594,106 for 2024 Budget & it was approved



2025 Funding \$3,381,723 (Budgeted)
(Lost ARPA funding \$46,438)



Notes: Federal budget ~same?
State budget – requested 13+million dollars for HDMs and waiting on that info

WHAT ARE WE DOING TO DEAL WITH THE REDUCED/STAGNANT FUNDING:

- ✓ **Developed a new Staff & Volunteer Meal Policy** = Cost Savings of **\$20,000**
 - ✓ Eliminates meals for underage staff
 - ✓ Still includes meals for volunteers of (only) the Senior Nutrition Program – any age
 - ✓ Enforces full cost payment for those not eligible for the program
- ✓ **Increased Suggested Donation Rate**
 - ✓ Starting October 1, 2025 – rate increased from \$4.50 to \$5.00
 - ✓ During the last program year Oct 1, 2023 – Sept 30, 2024:
 - ✓ Average donation per meal \$2.05
 - ✓ History of increasing donation rate by 50 cents caused an increase of 13 cents/meal.
 - ✓ Using this history, we can estimate an additional minimum of **\$32,500**
- ✓ **Reducing waste and utilizing catering padding**
 - ✓ Making every ordered meal count – whether clients cancel or no-show – give meals to walk-in clients or to those at risk for malnutrition or food insecurity, etc. Freeze meals to have meals at a moments notice for a new client in-need.
 - ✓ PY 2023-2024: Ordered 270,588 meals, but actually served 271,365 meals!

WHAT ARE WE DOING TO DEAL WITH THE REDUCED/STAGNANT FUNDING:

- ✓ **Enforcing communication between case management, nutrition, data entry & AAA staff:**
 - ✓ Enforce program requirement: annual in-person assessments that detail the client's needs
 - ✓ Assign meals based on prioritization system – in place since 2014
 - ✓ Relaxed due to COVID-19
 - ✓ High Risk – 5 meals/week
 - ✓ Moderate Risk – 3 meals/week
 - ✓ Low Risk – 2 meals/week
- ✓ **Acquire meal authorizations to provide full price meals to Managed Care Organizations:**
 - ✓ Acquire meal authorization with first 2 weeks of joining MCO
 - ✓ Require MCO to back date meal authorization to cover all meals received since start date

WHAT'S NEXT:

- **Will need to ask for more funding for Operations in 2026 to maintain current program offerings.**
- **OAA Reauthorization: Included option to utilize 25% of C1 Funding to use as carryout meals.**
 - The State of WI has to include this in their aging plan in order for this to be an option for AAA's.
 - After feedback from WI Nutrition Directors and AAA's, the state is currently drafting the language in their state plan, after they also receive feedback from their state aging advisory counsel this month, to include this as an option. Not 100% yet, but it looks like it will be.
 - Each WI AAA can decide if we want to utilize this option.
 - In Dane County it would be great to have this option to fall back on:
 - In disasters/emergencies. For example: A congregate site floods or is damaged by storms or fire – can still use C1 funding to distribute carryout meals even if there's not a place to sit and dine.
 - In locations where there is no current HDM program
 - If we receive funding, greater than our 2026 operational costs, possible option to offer carryout from a diverse restaurant or in a specific area that serves minorities.
- **New State-wide Data System – PeerPlace.**
 - AAA Staff is focused on learning and providing training and guidance to Nutrition Site Coordinators and Data Staff to ensure data is accurately reported in the new system.

QUESTIONS?

Shannon Gabriel 608-261-5678

Gabriel.Shannon@danecounty.gov

