

Brief Perspectives on Employment Changes in Dane County and the Madison Region

Data prepared by Matt Kures

And presented by Bill Ryan

Center for Community and Economic Development

December 7, 2015



Workers Employed in Dane County Census Tract 21 *Top 10 Places of Residence for Workers Employed in "Goods Producing" Industries (n = 2,471)*

| Place of Residence (County) | Count | Percent of Total |
|---------------------------------|-------|------------------|
| City of Madison (Dane) | 728 | 29.5% |
| City of Sun Prairie (Dane) | 136 | 5.5% |
| Village of Waunakee (Dane) | 81 | 3.3% |
| Village of DeForest (Dane) | 57 | 2.3% |
| City of Fitchburg (Dane) | 55 | 2.2% |
| City of Beaver Dam (Dodge) | 54 | 2.2% |
| Town of Windsor (Dane) | 49 | 2.0% |
| City of Middleton (Dane) | 41 | 1.7% |
| City of Monona (Dane) | 40 | 1.6% |
| Village of Cottage Grove (Dane) | 36 | 1.5% |
| All Other Locations | 1,194 | 48.3% |

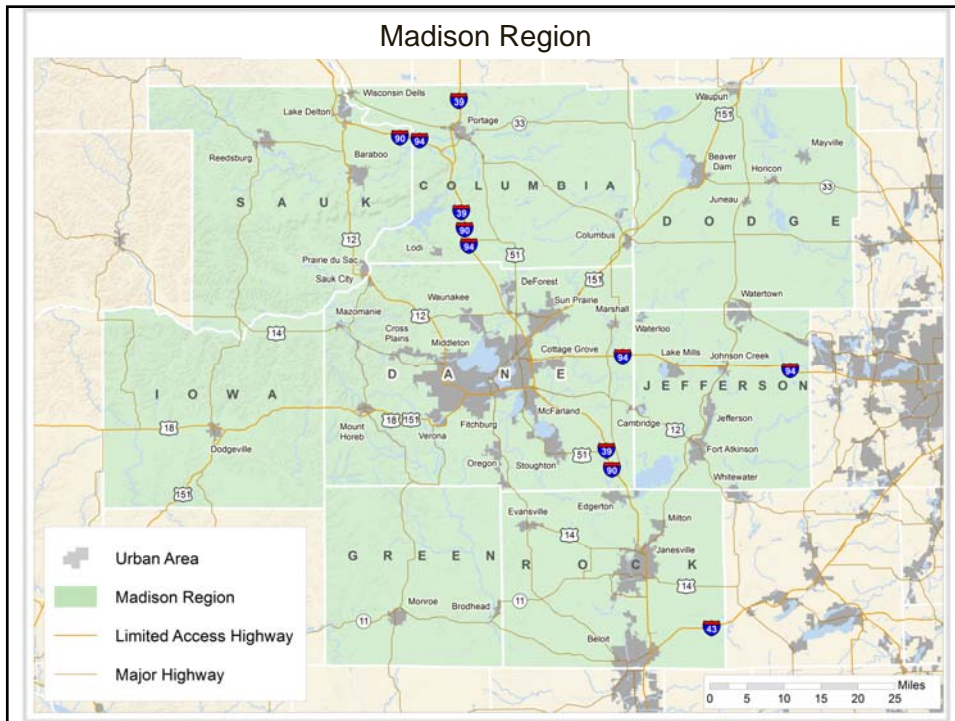
Data Source: U.S. Census Bureau OnTheMap LODS Data Goods producing industries include manufacturing, construction, natural resources and mining

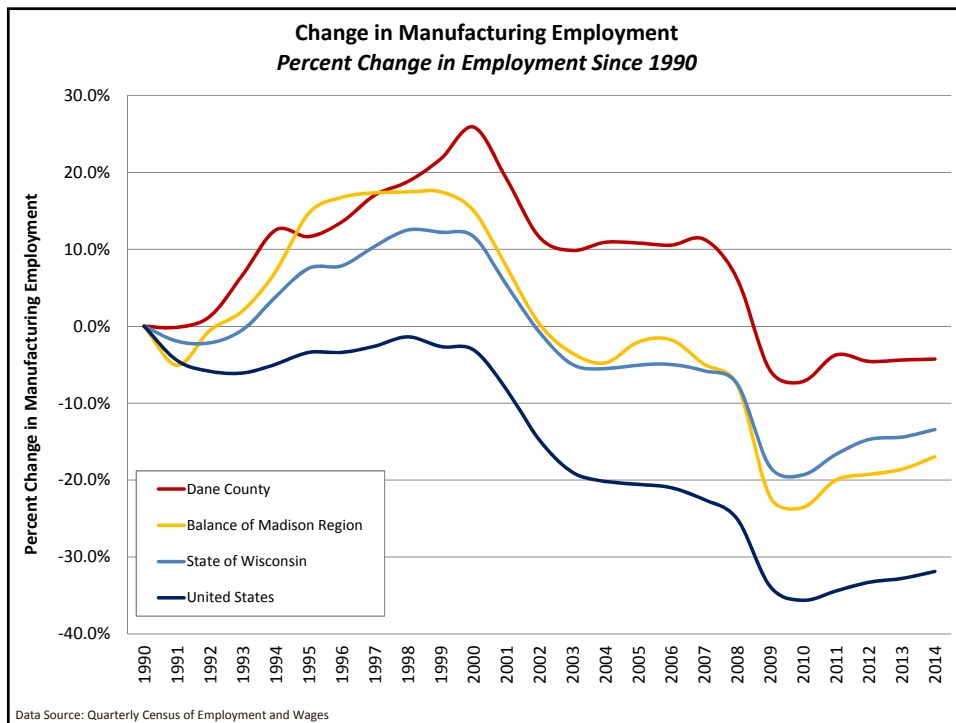
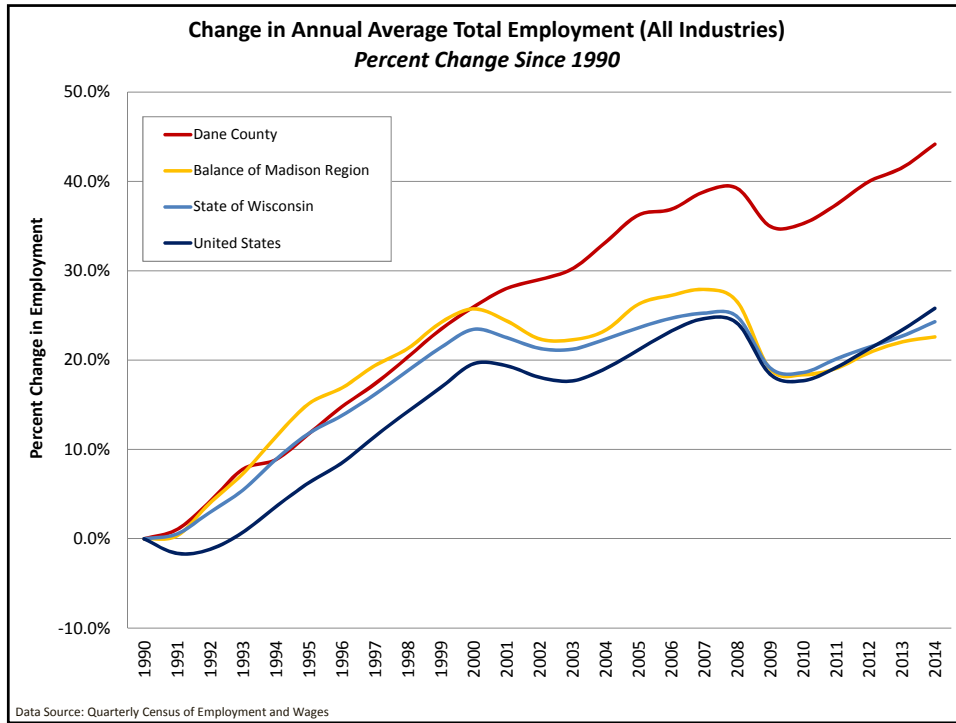
Workers Employed in Dane County Census Tract 21

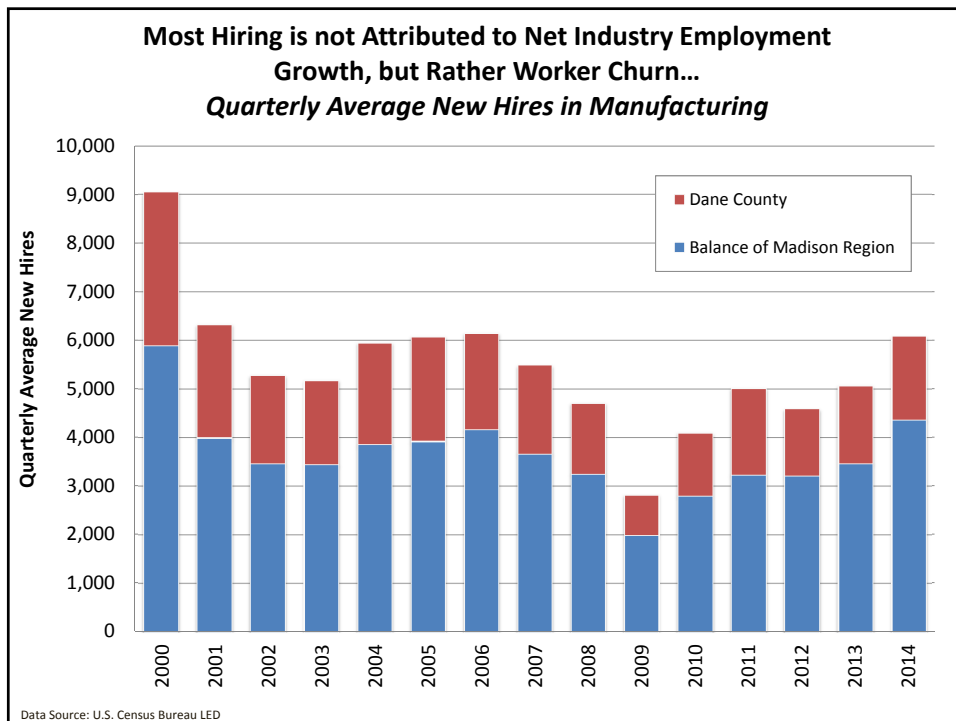
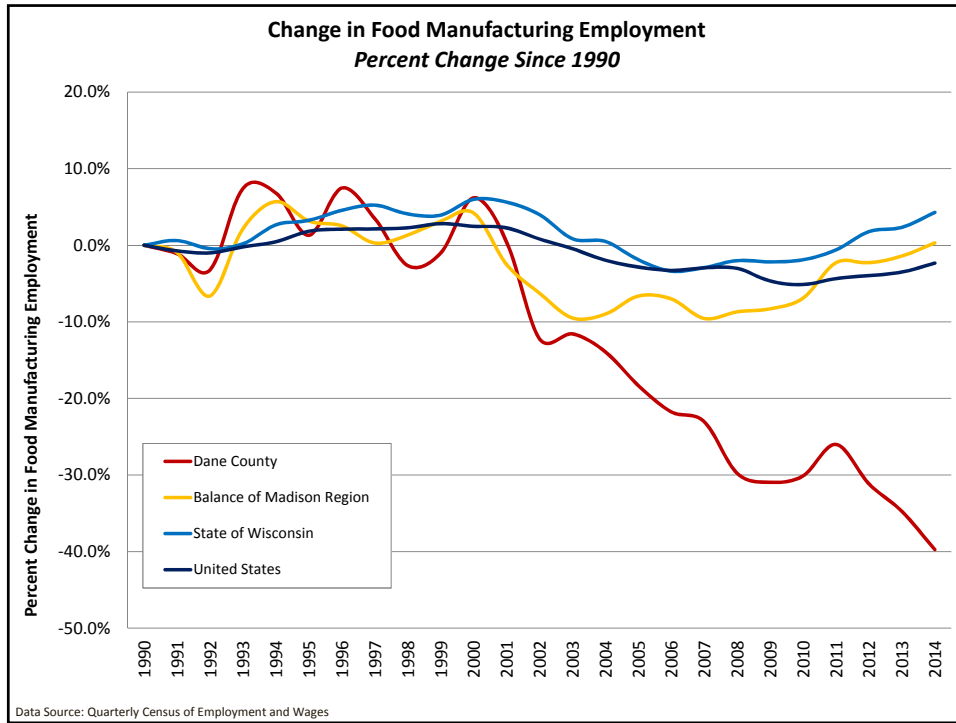
Top 10 Counties of Residence for Workers Employed in "Goods Producing" Industries (n = 2,471)

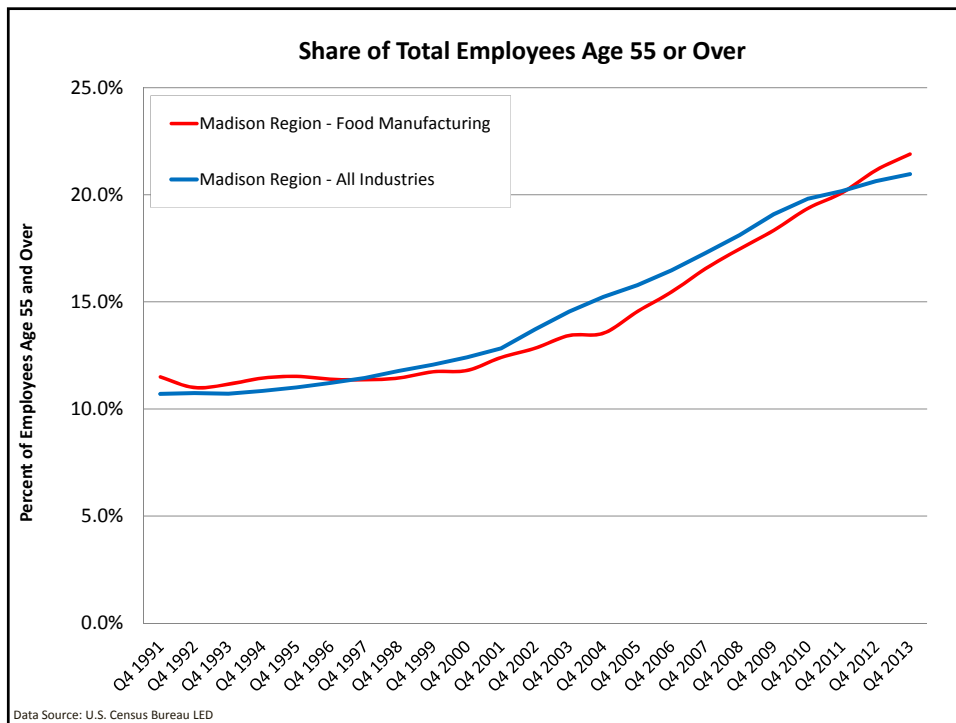
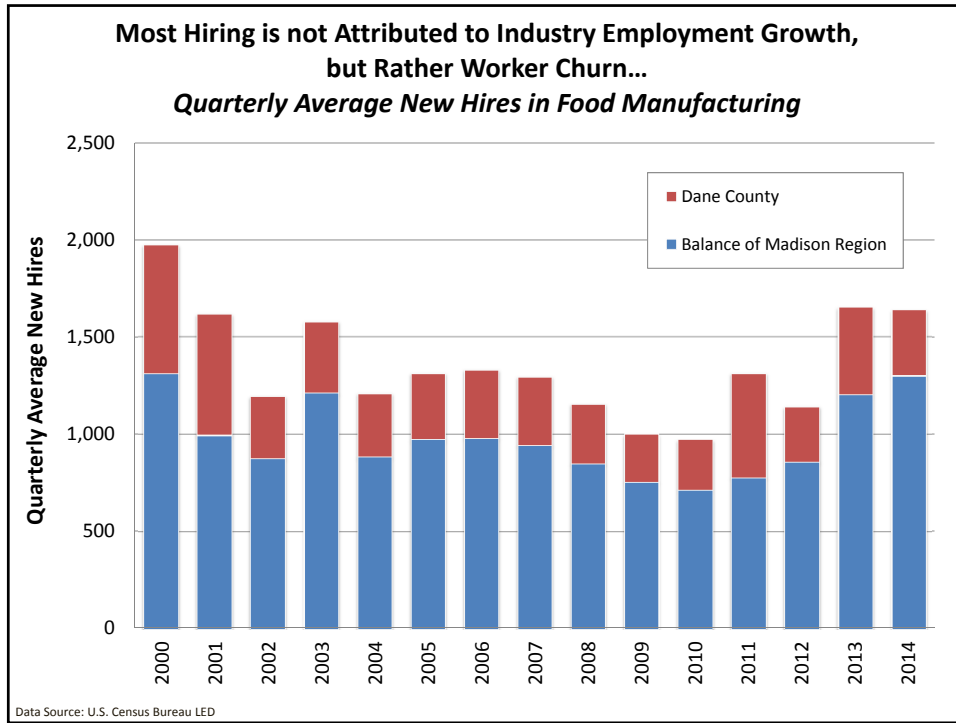
| County of Residence | Count | Percent of Total |
|----------------------|-------|------------------|
| Dane County, WI | 1,656 | 67.0% |
| Columbia County, WI | 156 | 6.3% |
| Dodge County, WI | 122 | 4.9% |
| Rock County, WI | 80 | 3.2% |
| Sauk County, WI | 39 | 1.6% |
| Walworth County, WI | 33 | 1.3% |
| Jefferson County, WI | 28 | 1.1% |
| Marathon County, WI | 27 | 1.1% |
| Outagamie County, WI | 25 | 1.0% |
| Portage County, WI | 23 | 0.9% |
| All Other Locations | 282 | 11.4% |

Data Source: U.S. Census Bureau OnTheMap LODS Data Goods producing industries include manufacturing, construction, natural resources and mining









For more information on the Region's Food Manufacturing Industry

http://madisonregion.org/wp-content/uploads/2014/11/MadREP_afb_analysis_final.pdf

Abstract of the Madison Region's
Agriculture, Food and Beverage
Industry Cluster



2014 report authored by UW-Extension for the
Madison Region Economic Partnership
(MadREP)

Includes information on:

- Employment and Establishments in the Region's Food and Beverage Manufacturing Industries;
- Agricultural Production and Employment;
- Support Industries, Supply Chain Perspectives and Distribution Considerations; and
- Human Capital.