





Legend

- | | | | |
|---|------------|---|----------------------------------|
|  | Wetland |  | Steep slopes
12 to 20% |
|  | Floodplain |  | Greater than 20% |



**Petition 10660
BEJE Trust**

