

# Jail Summary

**Tamarine Cornelius, Office of Justice Reform**

**Community Justice Council - Pretrial Services Subcommittee**

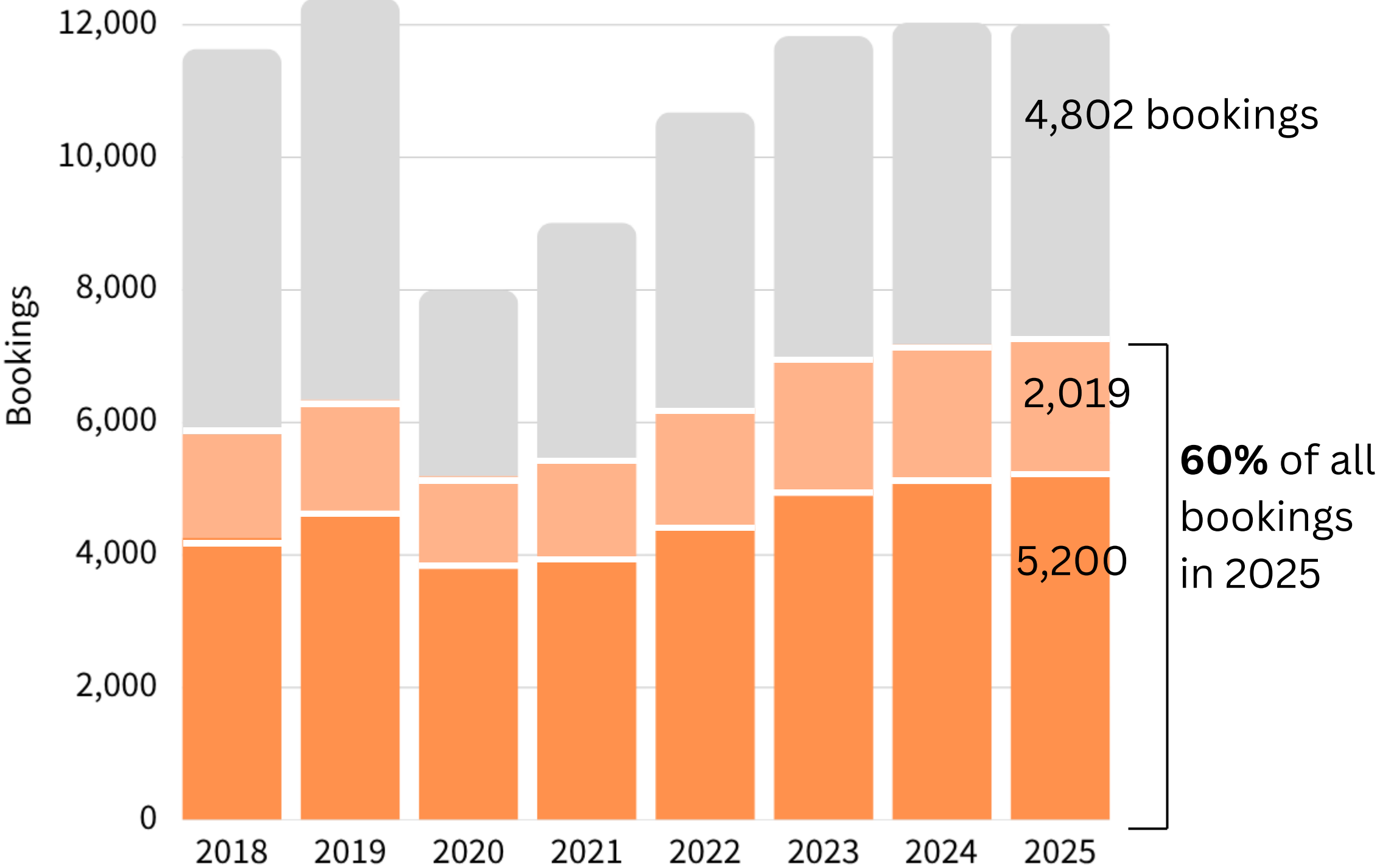
**June 10, 2026**

# About this presentation

- **Goal:** support discussion about jail as part of the pretrial system
- **Supports the subcommittee's work** through the Pathways to Pretrial Advancement initiative
- Made possible by the **data-sharing agreement**
- Thank you to **Sheriff's Office** leadership and **Michelle DeForest**



# Jail Bookings by Year



## Reason for booking

- Does not include a new arrest
- New arrest + another reason, most commonly a probation /parole violation
- New arrest only

## Takeaways

- The total number of jail bookings has been consistently around 12,000 in recent years except for Covid years
- The share of bookings that include a new arrest has increased, from 50% in 2018 to 60% in 2025

This analysis includes only custodial bookings with a class of "Booking/Custody" and an initial intake date between 2018 and 2025. Data was generated on May 4, 2026.

# Most common offenses on New Arrests on jail bookings

\*In more than half Disorderly Conduct and Battery offenses on bookings, there is a domestic abuse modifier, requiring mandatory arrest

Offense	Level	% of bookings with a New Arrest that include this offense
Disorderly Conduct*	Misdemeanor	47%
Battery*	Misdemeanor	17%
Bail Jumping	Misdemeanor	15%
Bail Jumping	Felony	14%
Resisting/ Obstructing	Misdemeanor	14%


This analysis includes only custodial bookings with a class of "Booking/Custody" and an initial intake date between 2018 and 2025. Data was generated on May 4, 2026.

# Most common offense combinations

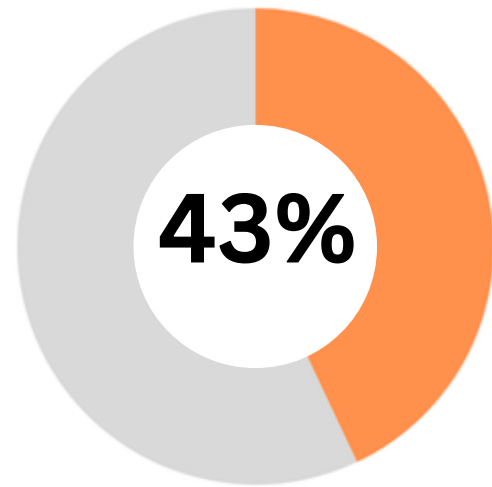
\*In more than half Disorderly Conduct and Battery offenses on bookings, there is a domestic abuse modifier, requiring mandatory arrest

This analysis includes only custodial bookings with a class of "Booking/Custody" and an initial intake date between 2018 and 2025. Data was generated on May 4, 2026.

Offense	% of bookings with a New Arrest that have this exact combination of offenses on the New Arrest
Disorderly Conduct*	14%
Disorderly Conduct* + Battery*	6%
Operating While Intoxicated	6%
Bail Jumping (Misdemeanor)	2%
Disorderly Conduct* + Criminal Damage to Property	2%

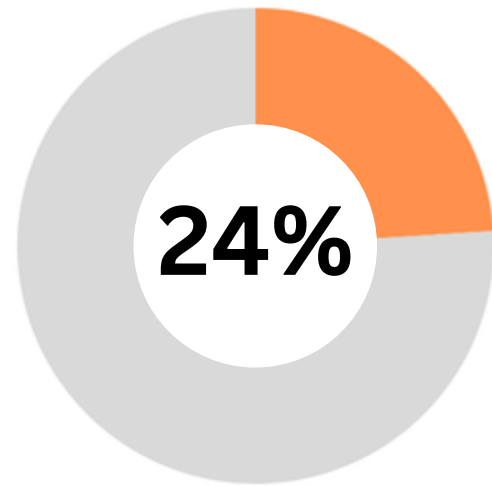


# For New Arrests on Jail Bookings...



Included a felony

No difference between % in 2018 vs 2025



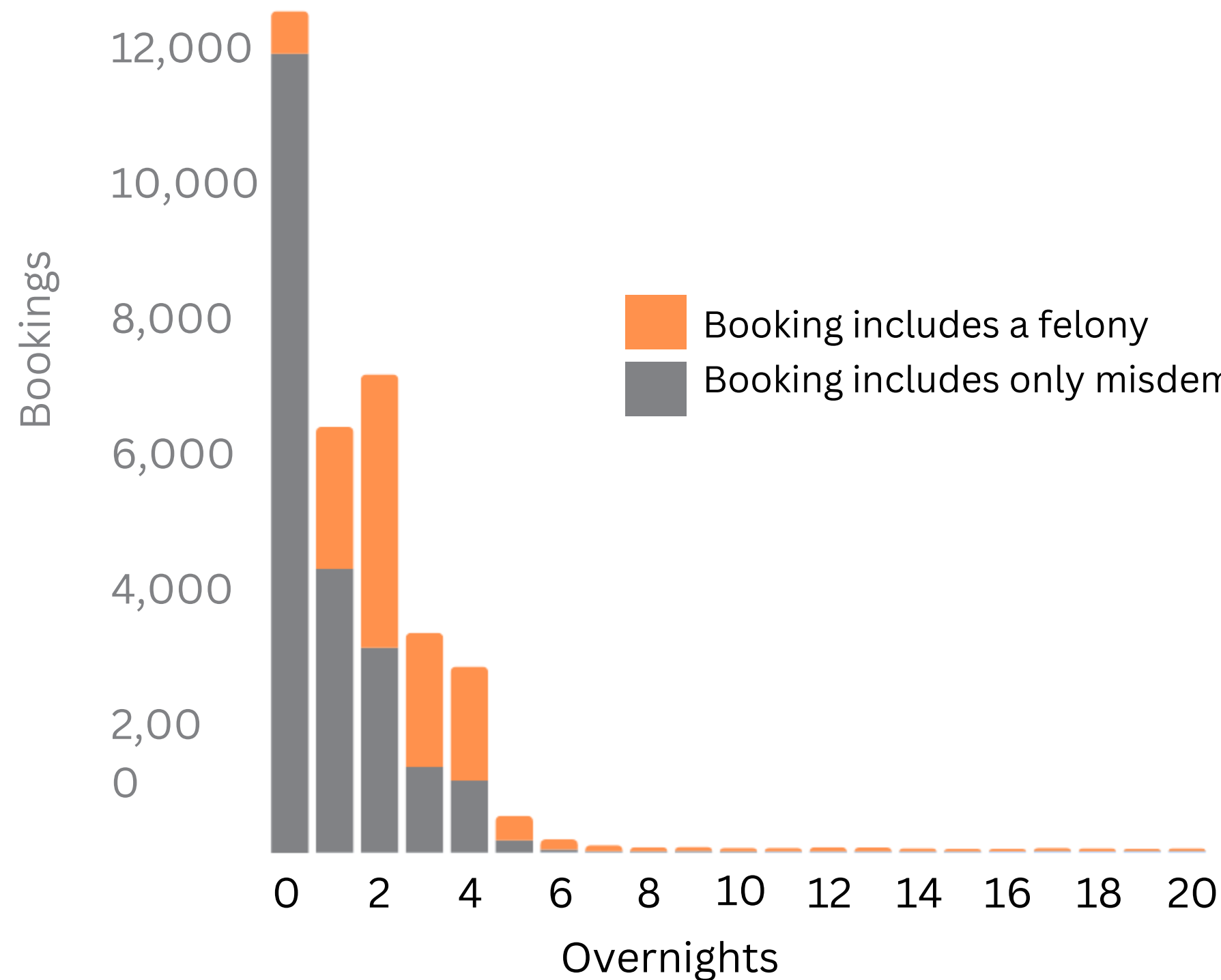
Included a violent offense

No difference between % in 2018 vs 2025

This analysis includes only custodial bookings with a class of “Booking/Custody” and an initial intake date between 2018 and 2025. Data was generated on May 4, 2026. Offenses are considered non-violent as categorized by the Wisconsin Pretrial Pilot Project: <https://www.wicourts.gov/courts/programs/docs/pretrialopguide.pdf>

# Length of stay

Number of overnights for jail bookings that came in as a New Arrest only, no hold



## Takeaways

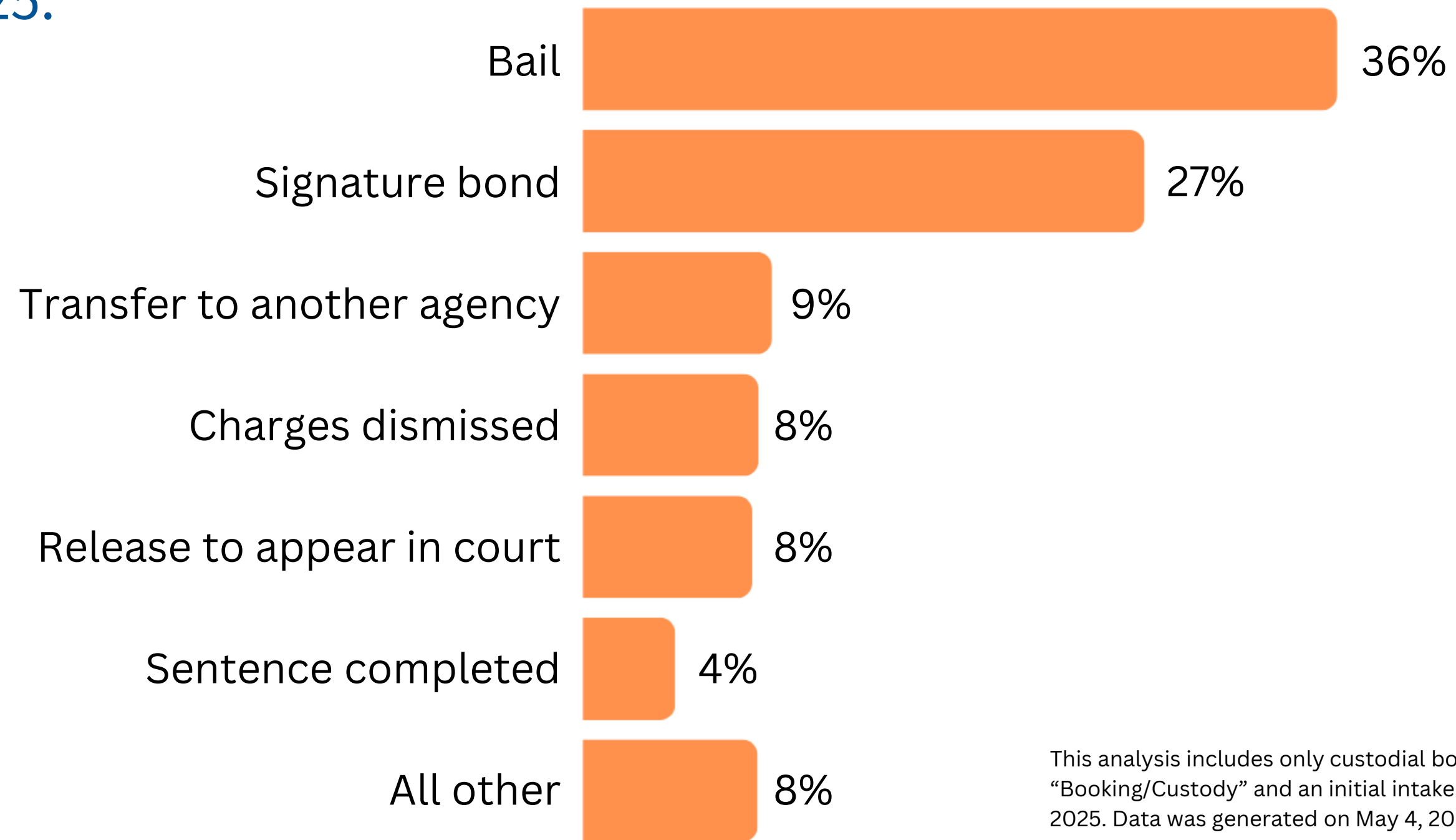
- In **35%** of bookings that include only a New Arrest, the individual did not spend an overnight in jail. Nearly all these bookings involved a misdemeanor.
- The typical number of overnights in jail for these bookings is one.

This analysis includes only custodial bookings with a class of "Booking/Custody," an initial intake date between 2018 and 2025, and an entry type of New Arrest. Bookings are excluded if they include other entry types such as a Probation and Parole Hold. Data was generated on May 4, 2026.

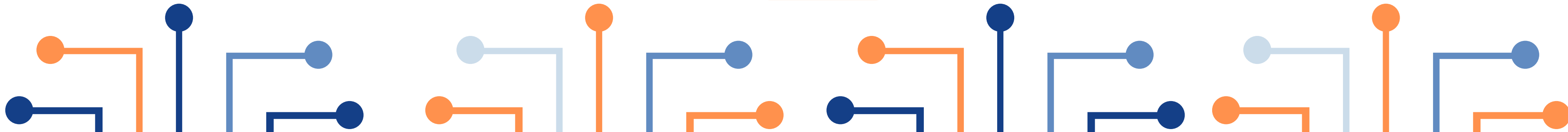
This analysis shows the number of overnights spent in jail for each booking. An individual who was booked at 10 PM on Day 1 and released at 2 AM on Day 2 would be considered to spend one overnight in jail.

# Releases for bookings with a New Arrest

For years 2018-2025.

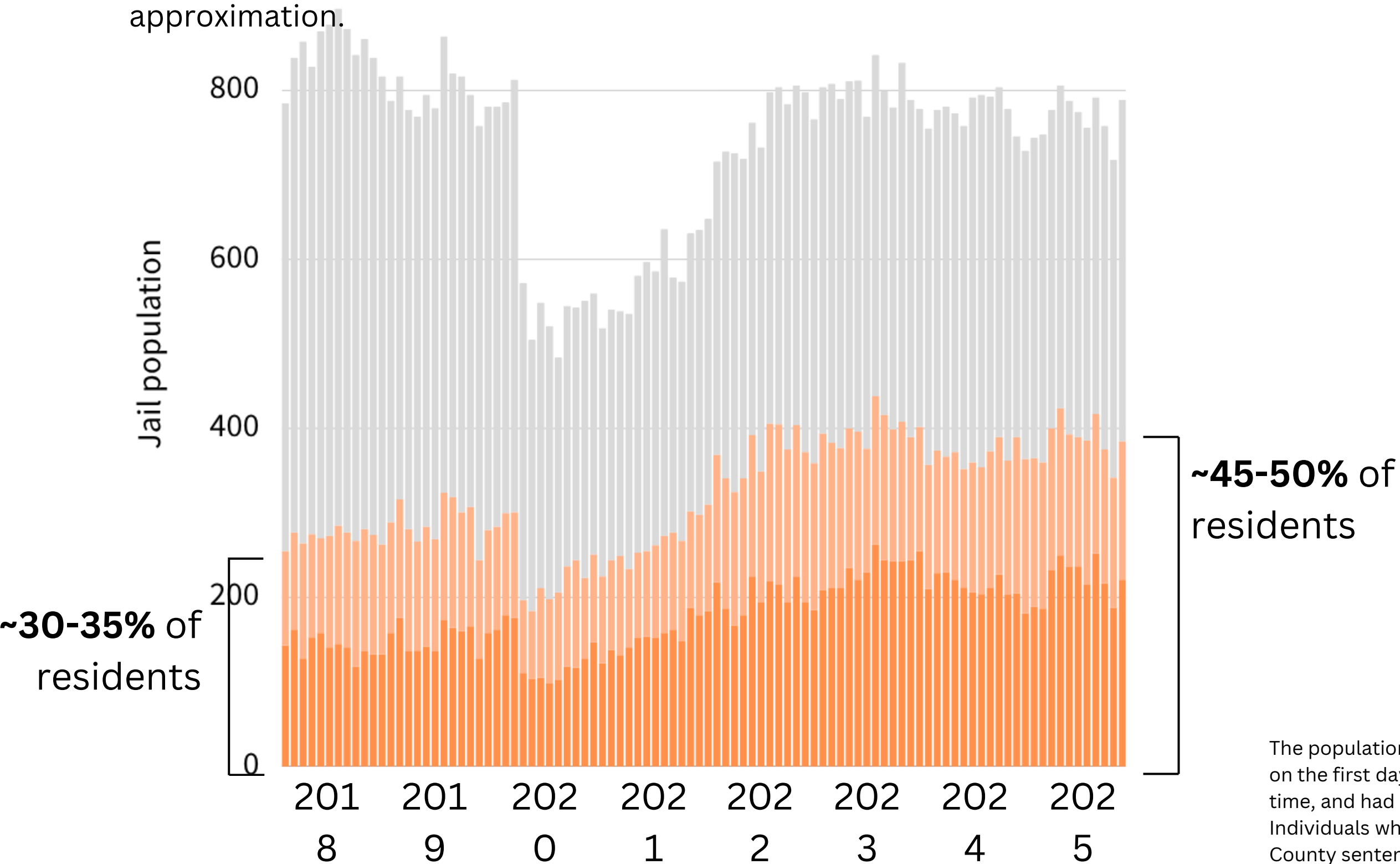


This analysis includes only custodial bookings with a class of "Booking/Custody" and an initial intake date between 2018 and 2025. Data was generated on May 4, 2026.



# Approximate daily jail population

The number of people in the jail and their judicial status changes continually throughout the day, so these figures should be considered an approximation.



## Judicial status for jail residents

- Other status
- Pretrial/prearrestment with hold
- Pretrial/prearrestment no hold

## Takeaways

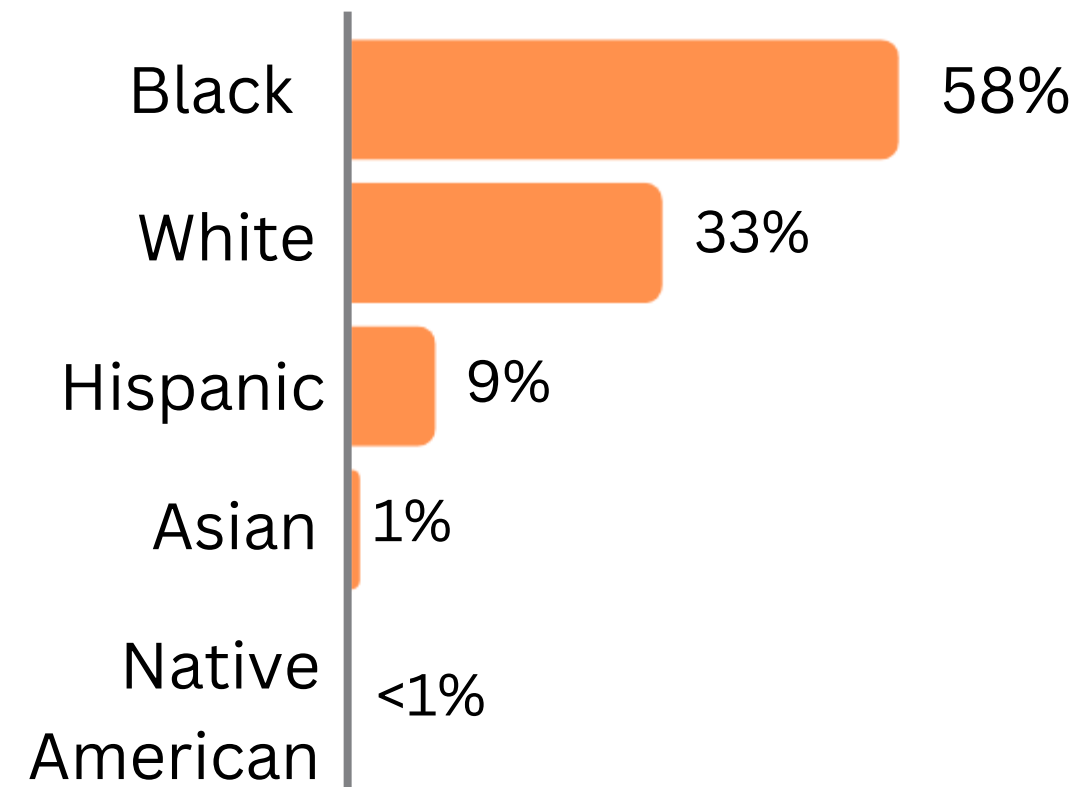
- The number of jail residents is a little lower than it was pre-covid
- The share of residents that have pretrial/prearrestment status has increased
- Many jail residents that have pretrial/prearrestment status also have a hold

The population includes jail residents who had an initial intake on or before 6:30 a.m. on the first day of each month for the period 2018-2025, were released at or after that time, and had a prearrestment or pretrial judicial status at the time of the snapshot. Individuals who were AWOL, in mental health treatment facilities, or serving their Dane County sentence under the jurisdiction of another county on that day are excluded. Data was generated May 4, 2026.

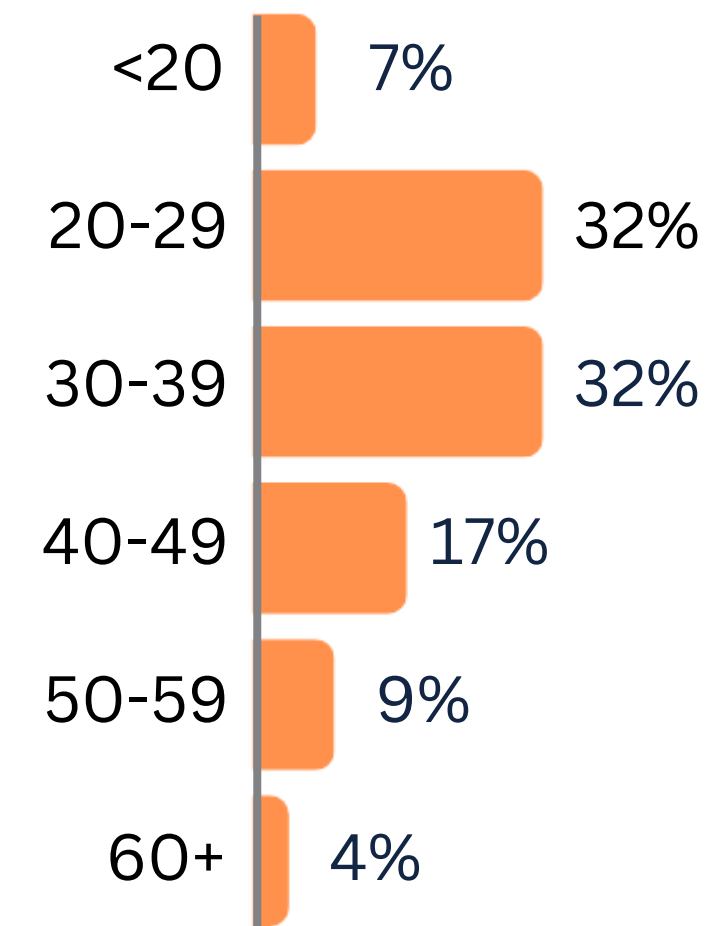
# Approximate demographics of pretrial/prearraignment population in the jail

The number of people in the jail and their judicial status changes continually throughout the day, so these figures should be considered an approximation.

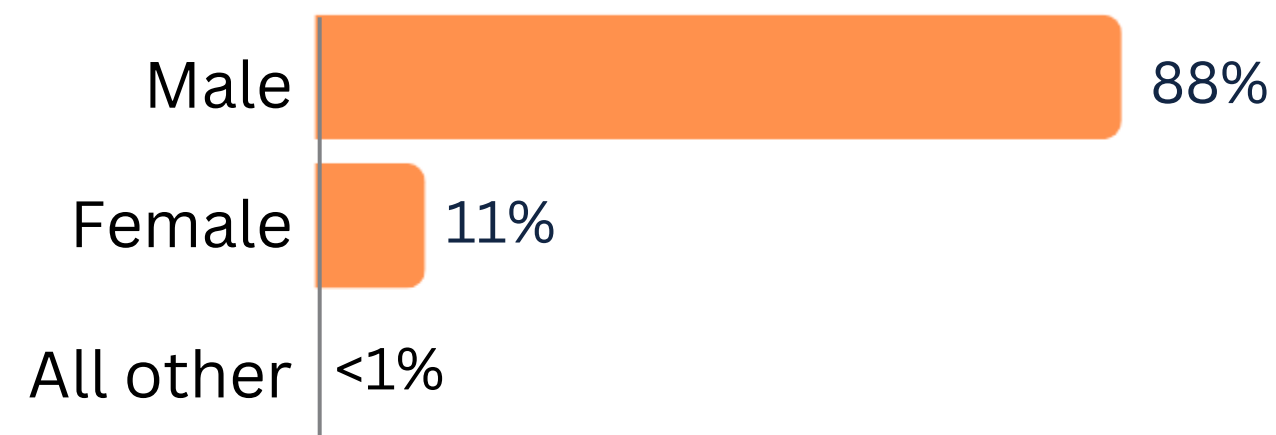
## Race



## Age



## Gender



The population includes jail residents who had an initial intake on or before 6:30 a.m. on the first day of each month for the period 2018-2025, were released at or after that time, and had a prearraignment or pretrial judicial status at the time of the snapshot. Individuals who were AWOL, in mental health treatment facilities, or serving their Dane County sentence under the jurisdiction of another county on that day are excluded. Hispanic individuals may be any race. Data was generated May 4, 2026.

# Questions?

**Office of  
Justice  
Reform**



608-283-1425



[ojr@danecounty.gov](mailto:ojr@danecounty.gov)



Room 210, City County Building  
210 Martin Luther King, Jr Blvd  
Madison, WI 53703

AI used in this analysis