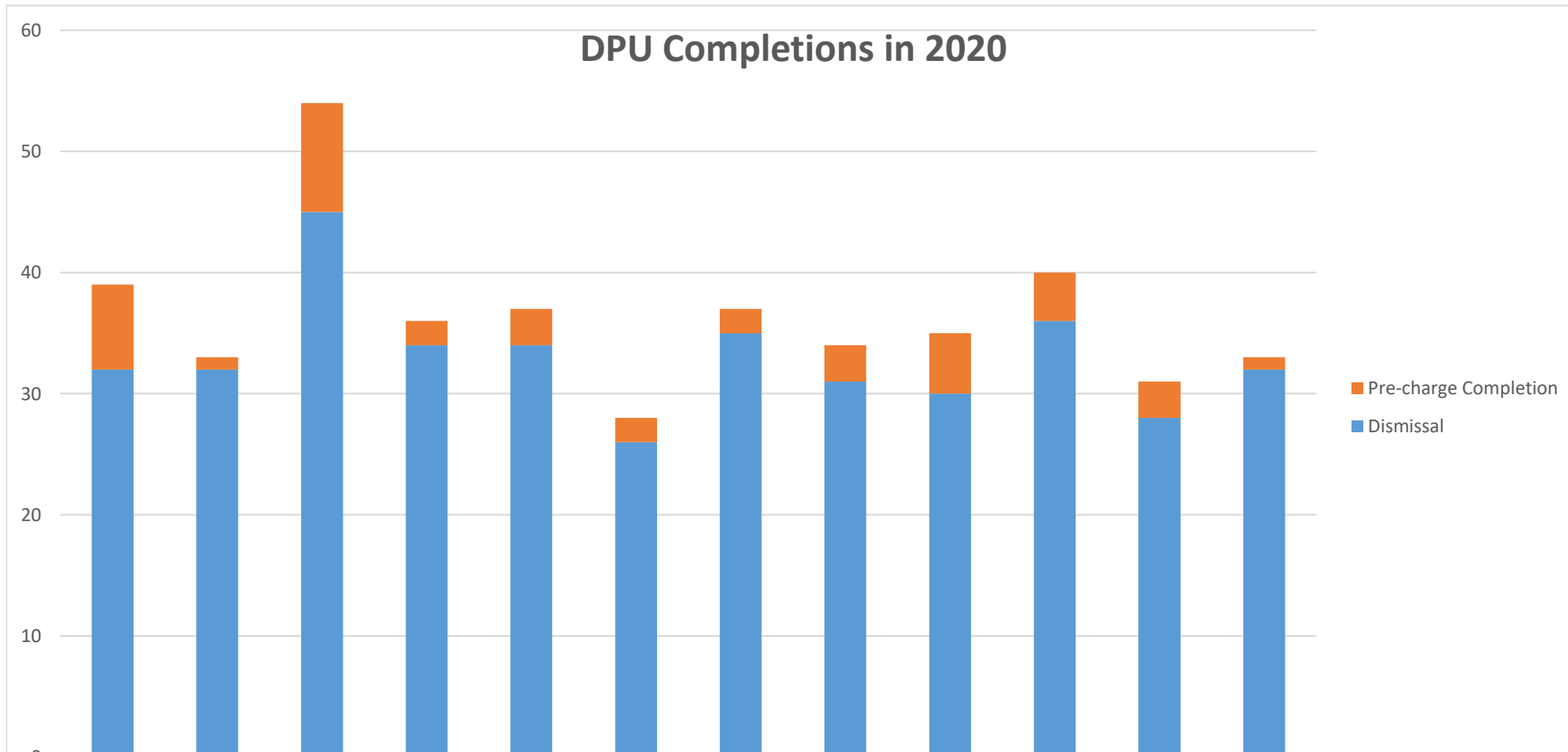


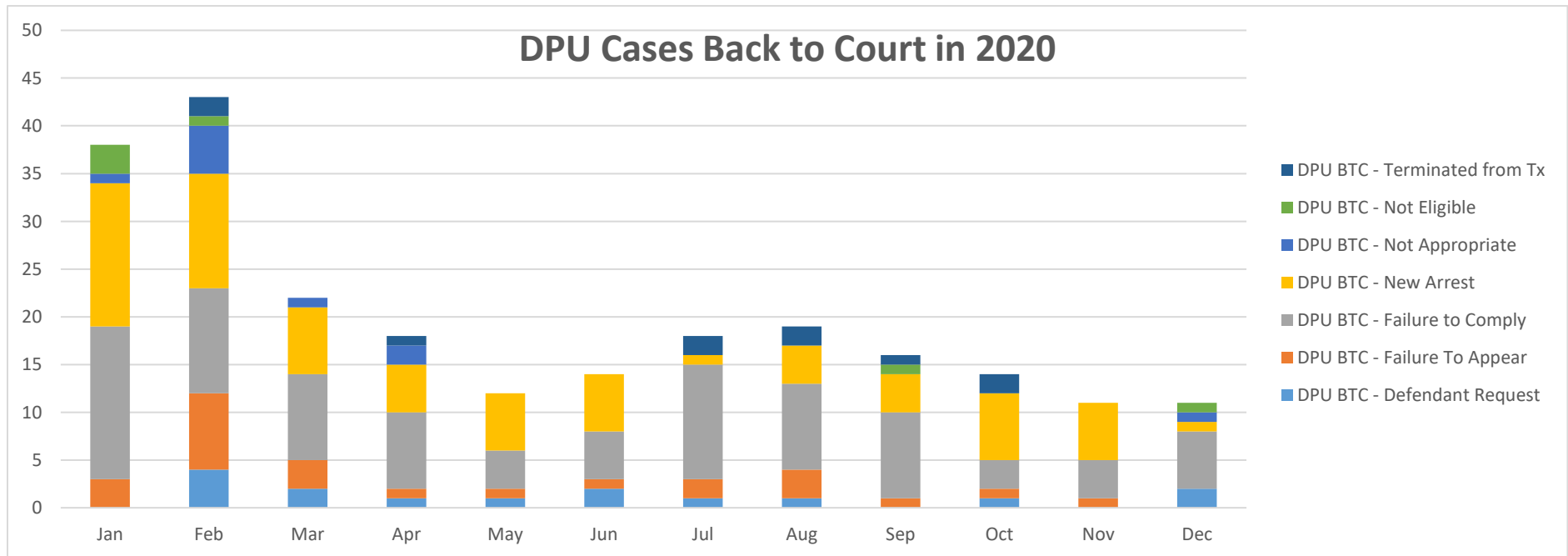
DPU Completions in 2020			
Month	Dismissal	Pre-charge Completion	Grand Total
Jan	32	7	39
Feb	32	1	33
Mar	45	9	54
Apr	34	2	36
May	34	3	37
Jun	26	2	28
Jul	35	2	37
Aug	31	3	34
Sep	30	5	35
Oct	36	4	40
Nov	28	3	31
Dec	32	1	33
Grand Total	395	42	437



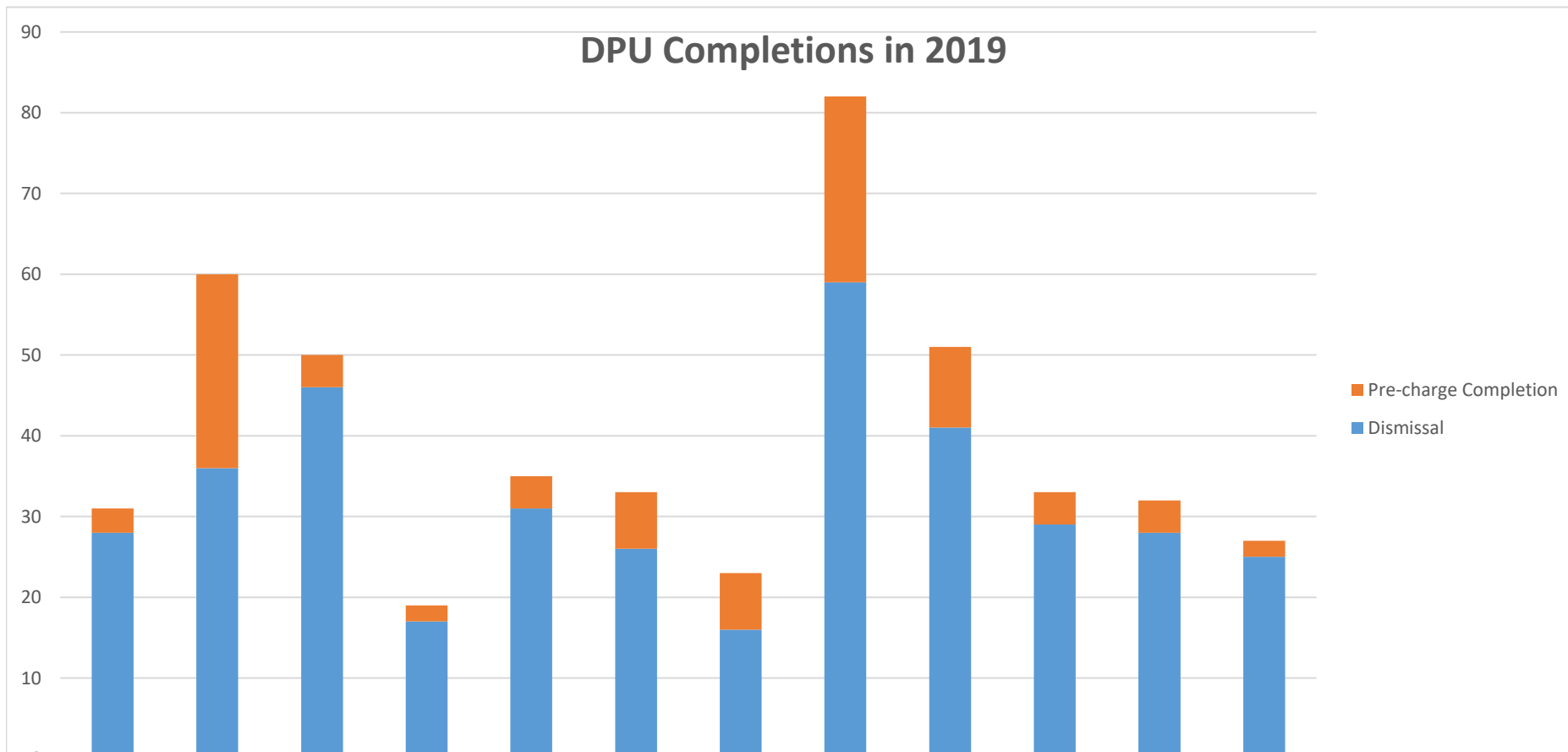


DPU Cases Back to Court in 2020

Month	DPU BTC - Defendant Request	DPU BTC - Failure To Appear	DPU BTC - Failure to Comply	DPU BTC - New Arrest	DPU BTC - Not Appropriate	DPU BTC - Not Eligible	DPU BTC - Terminated from Tx	Grand Total
Jan		3	16	15	1	3		38
Feb		4	8	11	12	5	1	43
Mar		2	3	9	7	1		22
Apr		1	1	8	5	2		18
May		1	1	4	6			12
Jun		2	1	5	6			14
Jul		1	2	12	1		2	18
Aug		1	3	9	4		2	19
Sep			1	9	4		1	16
Oct		1	1	3	7		2	14
Nov			1	4	6			11
Dec		2		6	1	1	1	11
Grand Total		15	25	96	74	10	6	236



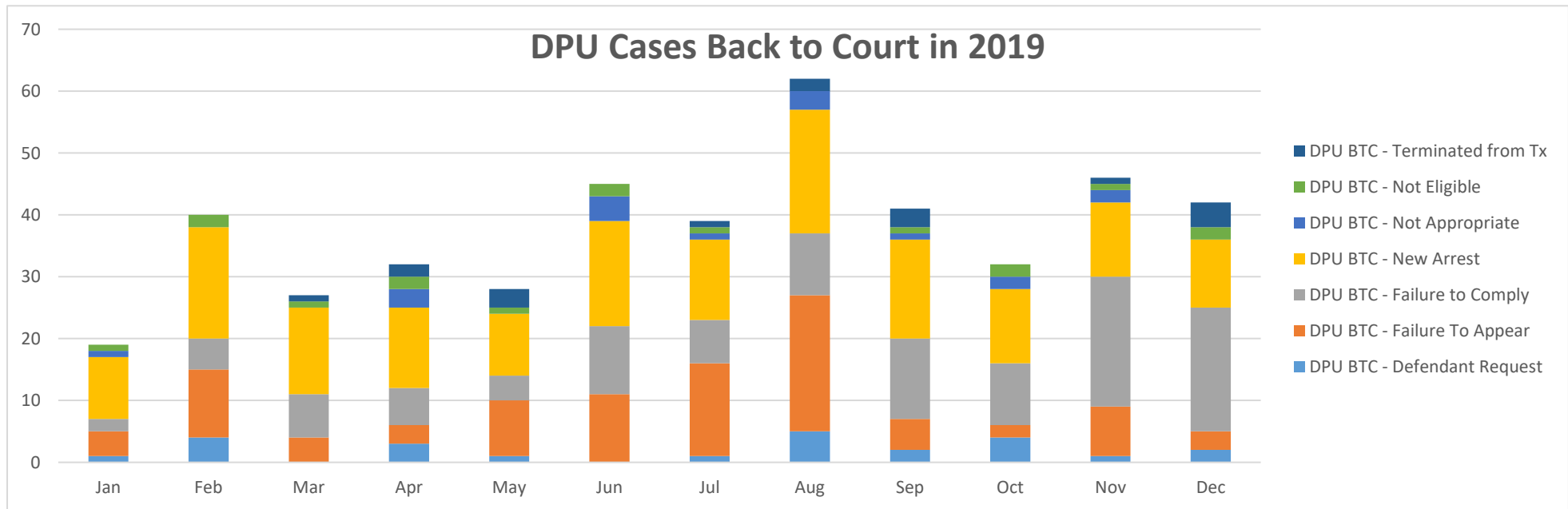
DPU Completions in 2019			
Month	Dismissal	Pre-charge Completion	Grand Total
Jan	28	3	31
Feb	36	24	60
Mar	46	4	50
Apr	17	2	19
May	31	4	35
Jun	26	7	33
Jul	16	7	23
Aug	59	23	82
Sep	41	10	51
Oct	29	4	33
Nov	28	4	32
Dec	25	2	27
Grand Total	382	94	476





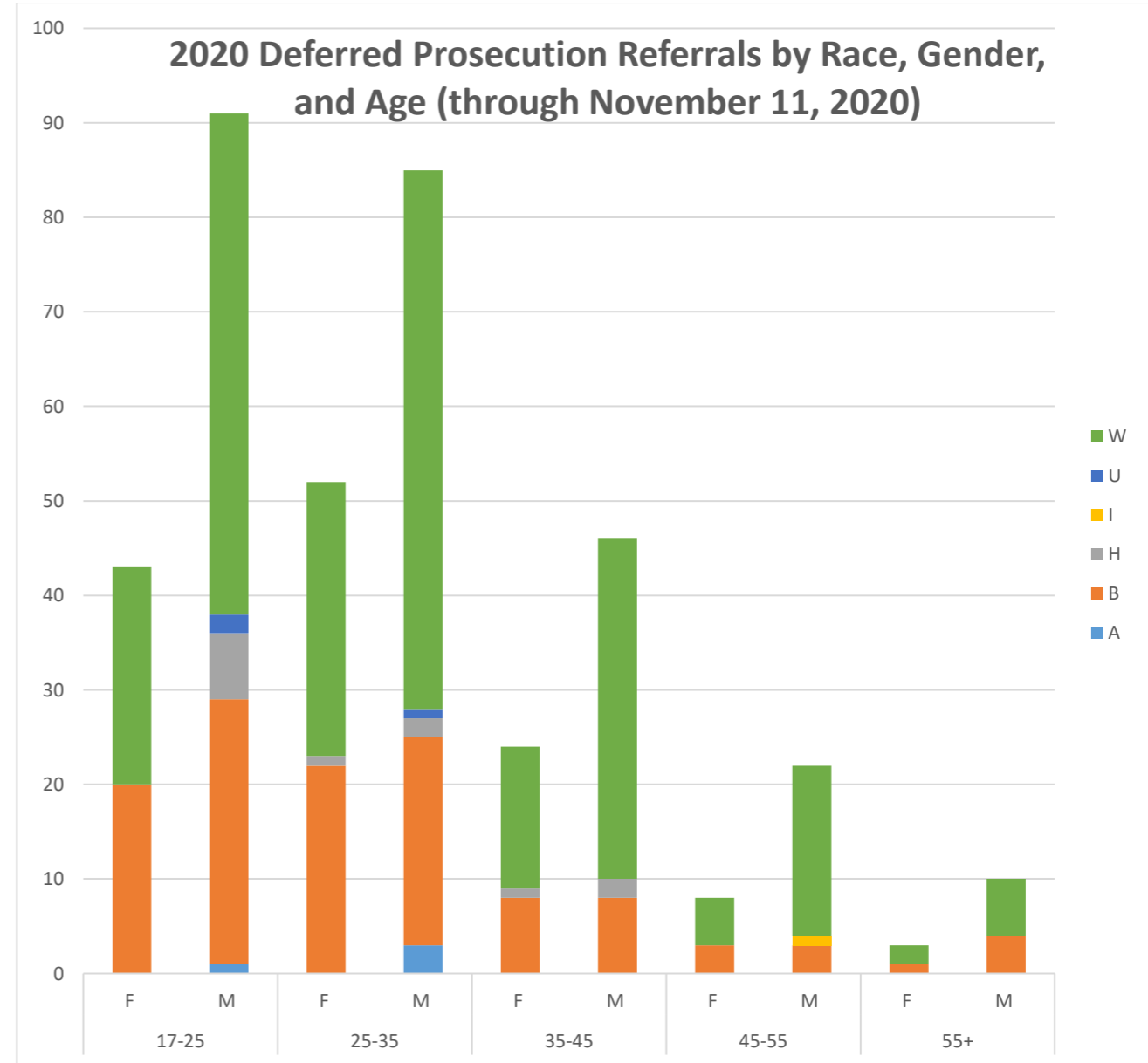
DPU Cases Back to Court in 2019

Month	DPU BTC - Defendant Request	DPU BTC - Failure To Appear	DPU BTC - Failure to Comply	DPU BTC - New Arrest	DPU BTC - Not Appropriate	DPU BTC - Not Eligible	DPU BTC - Terminated from Tx	Grand Total
Jan	1	4	2	10	1	1		19
Feb	4	11	5	18		2		40
Mar		4	7	14		1	1	27
Apr	3	3	6	13	3	2	2	32
May	1	9	4	10		1	3	28
Jun		11	11	17	4	2		45
Jul	1	15	7	13	1	1	1	39
Aug	5	22	10	20	3		2	62
Sep	2	5	13	16	1	1	3	41
Oct	4	2	10	12	2	2		32
Nov	1	8	21	12	2	1	1	46
Dec	2	3	20	11		2	4	42
Grand Total	24	97	116	166	17	16	17	453

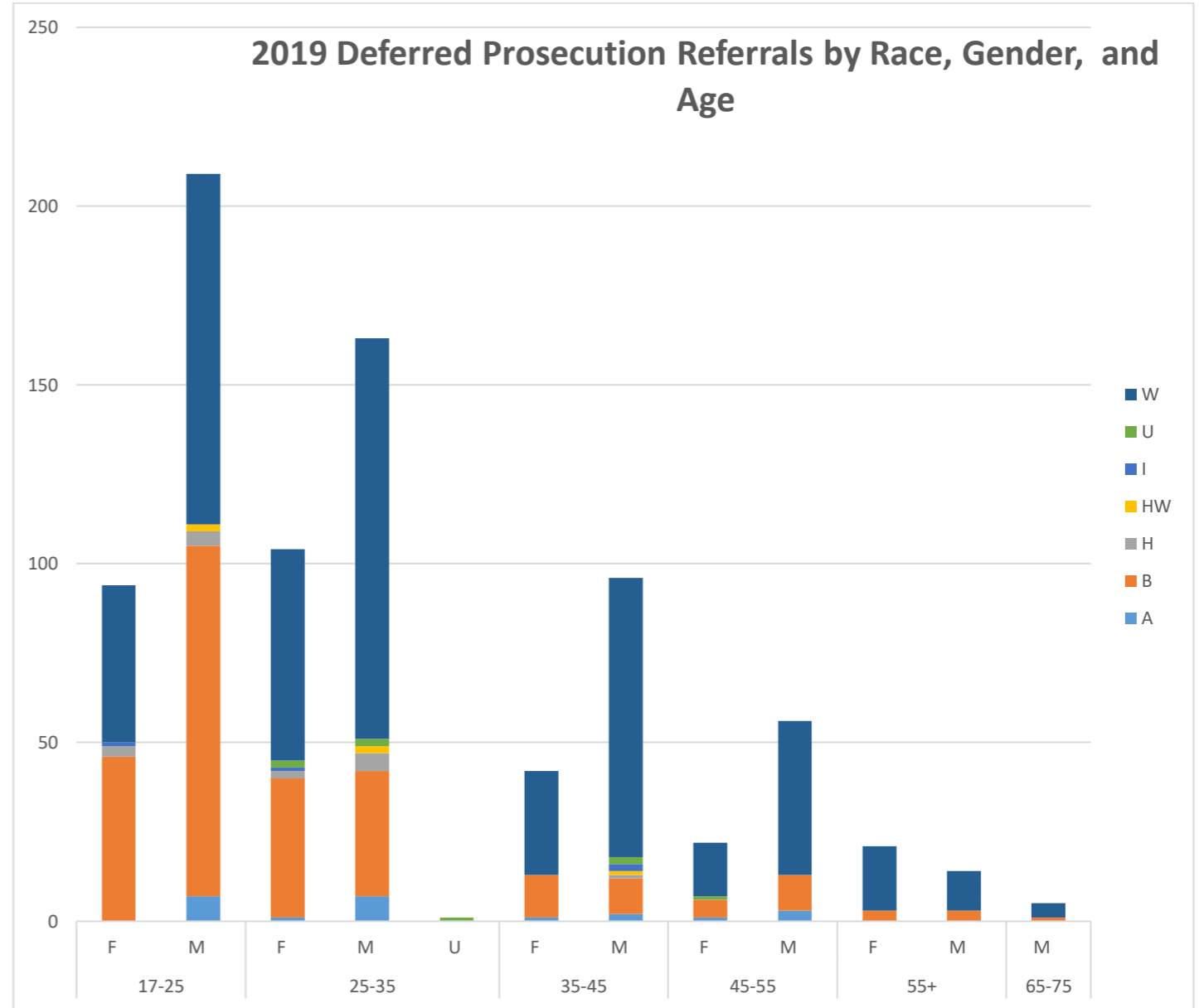


2020 Deferred Prosecution Referrals by Race, Gender, and Age

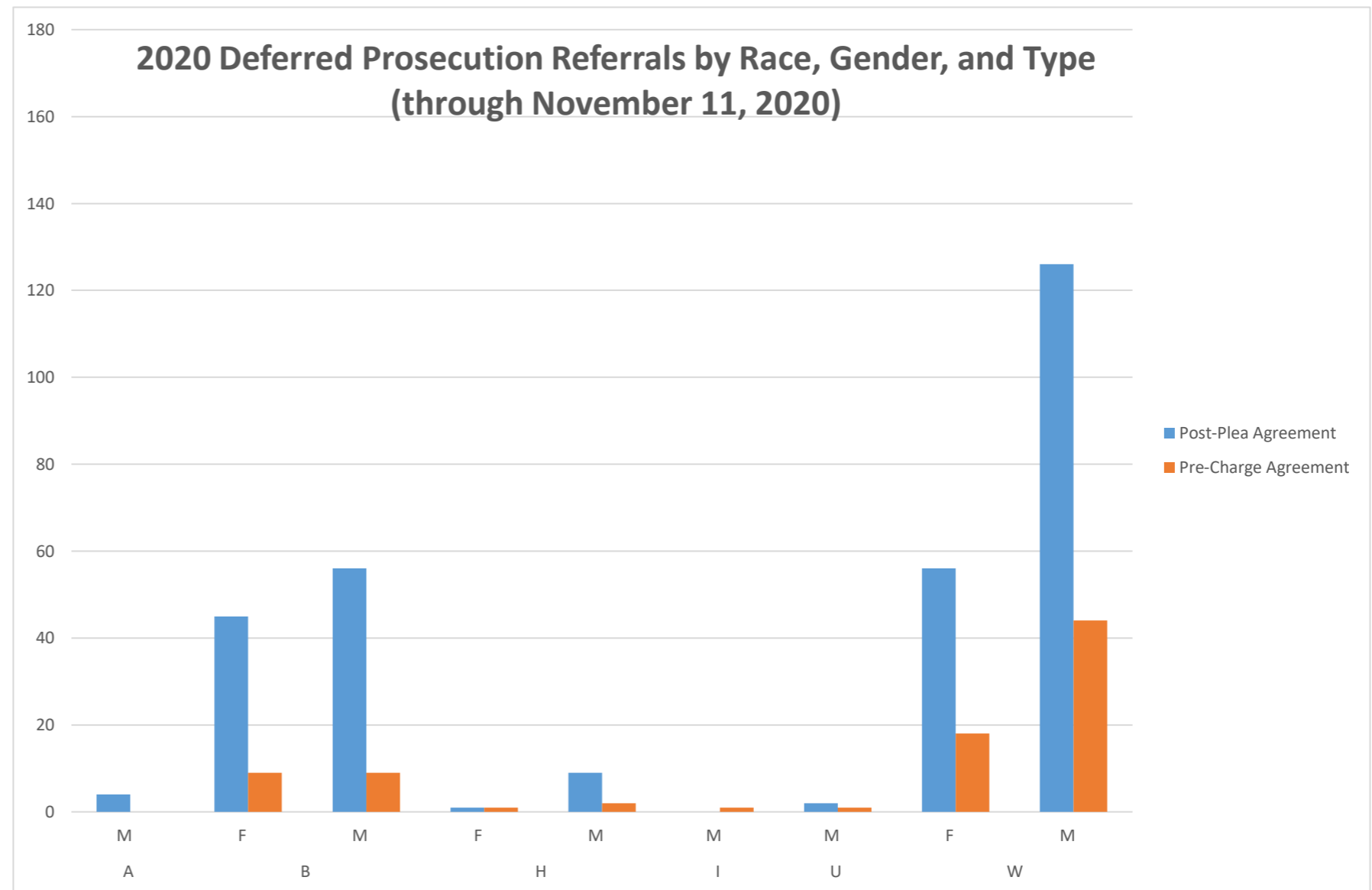
Race	A	B	H	I	U	W	Grand Total
17-25							
F	-	20	-	-	-	23	43
M	1	28	7	-	2	53	91
25-35							
F	-	22	1	-	-	29	52
M	3	22	2	-	1	57	85
35-45							
F	-	8	1	-	-	15	24
M	-	8	2	-	-	36	46
45-55							
F	-	3	-	-	-	5	8
M	-	3	-	1	-	18	22
55+							
F	-	1	-	-	-	2	3
M	-	4	-	-	-	6	10
Grand Total	4	119	13	1	3	244	384



2019 Deferred Prosecution Referrals by Race, Gender, and Age								
Race	A	B	H	HW	I	U	W	Grand Total
17-25								
F	-	46	3	-	1	-	44	94
M	7	98	4	2	-	-	98	209
25-35								
F	1	39	2	-	1	2	59	104
M	7	35	5	2	-	2	112	163
U	-	-	-	-	-	1	-	1
35-45								
F	1	12	-	-	-	-	29	42
M	2	10	1	1	2	2	78	96
45-55								
F	1	5	-	-	-	-	15	22
M	3	10	-	-	-	-	43	56
55+								
F	-	3	-	-	-	-	18	21
M	-	3	-	-	-	-	11	14
65-75								
M	-	1	-	-	-	-	4	5
Grand Total	22	262	15	5	4	8	511	827



2020 Deferred Prosecution Referrals by Race, Gender, and Type				
Race	Type	Post-Plea Agreement	Pre-Charge Agreement	Grand Total
A		4	–	4
M		4	–	4
B		101	18	119
F		45	9	54
M		56	9	65
H		10	3	13
F		1	1	2
M		9	2	11
I		–	1	1
M		–	1	1
U		2	1	3
M		2	1	3
W		182	62	244
F		56	18	74
M		126	44	170
Grand Total		299	85	384



2019 Deferred Prosecution Referrals by Race, Gender, and Type				
Race	Type	Post-Plea Agreement	Pre-Charge Agreement	Grand Total
A		20	2	22
F		3	—	3
M		17	2	19
B		216	46	262
F		77	28	105
M		139	18	157
H		9	6	15
F		1	4	5
M		8	2	10
HW		5	—	5
M		5	—	5
I		4	—	4
F		2	—	2
M		2	—	2
U		8	—	8
F		3	—	3
M		4	—	4
U		1	—	1
W		393	118	511
F		120	45	165
M		273	73	346
Grand Total		655	172	827

