

St Paul
Peerfield, WI

2-10-00

COB

Scope: Design, Create + Install:

2 Windows to match existing nave windows
(Stained Glass)

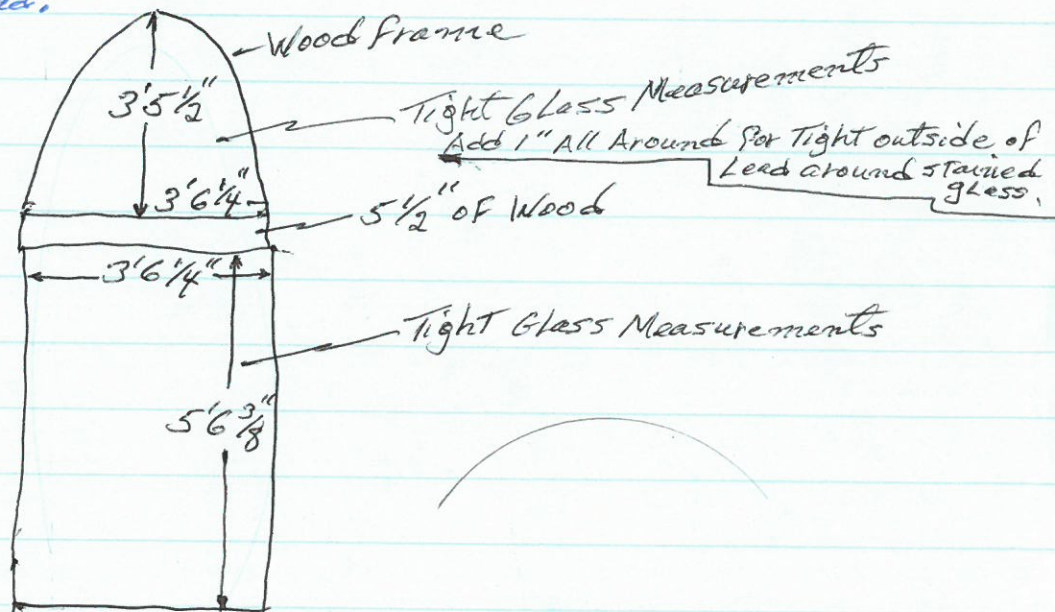
Size:

Tight + out side to out side of Lead frame of new stained glass.

Lower section: $44\frac{3}{8}$ " Wide x $67\frac{3}{8}$ " High

Upper section: $44\frac{3}{8}$ " Wide x $43\frac{3}{8}$ " High

Note - Round Face Lead.




Installation: Install on inside of Thermal pane Glass

Existing Stop → Flat Area $\frac{3}{4}"$ wide provided to set stained glass against.
Will be between thermal pane clear glass and new stained glass.


New Stops - Flat Area of $1\frac{3}{16}"$ room for $\frac{3}{8}"$ thick stained glass and a new inside stop - CSS to provide new inside stop + stain it to match existing.

Mirmax Medium Oak stain.

Can use flexible stop material.



2 10 00



2 10 00

55767

Conrad Schmitt Studios Inc.


Combining Excellence in Artistry and Craftsmanship Since 1889

Design ■ Decoration ■ Restoration ■ Glass

Owned and Directed by the Gruenke Family

January 11, 2001

Pastor Dan Anderson
St. Paul's Liberty Lutheran
3494 Oak Park Road
Deerfield, WI 53531



PROPOSAL

The Conrad Schmitt Studios hereby proposes to design, fabricate and install (2) stained glass windows for the addition at St. Paul's Liberty Lutheran Church replicating existing Carl Reimann designs.

Option I - figures and themes style

The sum of Twenty Five Thousand dollars (\$25,000.00) includes template, rubbing of existing windows, designs and art, layout, cartoons, glass selection and material, all labor, transportation, equipment and insurance necessary to complete the project.

Option II - symbolic style

The sum of Sixteen Thousand dollars (\$16,000.00) includes template, rubbing of existing windows, designs and art, layout, cartoons, glass selection and material, all labor, transportation, equipment and insurance necessary to complete the project.

Option III - (1) figural/theme window (1) symbolic

The sum of Twenty Thousand Six Hundred dollars (\$20,600.00) includes template, rubbing of existing windows, designs and art, layout, cartoons, glass selection and material, all labor, transportation, equipment and insurance necessary to complete the project.

Terms

The Conrad Schmitt Studios respectfully requests a fifty percent (50%) down payment with the balance due upon completion.

Sincerely,

Kathy Diez


2405 South 162nd Street ■ New Berlin, WI 53151
Phone: 262-786-3030 ■ 800-969-3033 ■ Fax: 262-786-9036
Email: css1889@aol.com ■ www.conradschmitt.com

Accepted St. Paul's Liberty Lutheran Church

By [Handwritten Signature]

Date 2/01/01

ALL AGREEMENTS ARE CONTINGENT UPON FIRES, STRIKES, ACCIDENTS, AND OTHER CAUSES BEYOND OUR CONTROL. WE WILL NOT BE RESPONSIBLE FOR ANY HIDDEN, LATENT, OR UNDISCLOSED DEFECTS WITHIN OUR WORK AREAS. WE WARRANT THE ADHESION OF OUR APPLIED PAINTS ONLY, BUT DO NOT WARRANT THE ADHESION OF PREVIOUSLY APPLIED PAINTS, BE THEY CALCIMINE, LATEX OR OIL. THE WARRANTY DOES NOT INCLUDE ANY DAMAGES CAUSED BY MOISTURE OF ANY SORT, NOR DOES IT INCLUDE PROBLEMS CAUSED BY LACK OF PROPER INSULATION. THE SCOPE OF THIS CONTRACT IS LIMITED TO THAT AS WRITTEN HEREIN. PREVIOUS VERBAL AGREEMENTS AND/OR VERBAL AGREEMENTS DURING THE COURSE OF THIS CONTRACT ARE NOT VALID UNLESS APPROVED IN WRITING BY ALL PARTIES AS SIGNED ABOVE. LEPTAT*GLASS IS AN ORGANIC PROCESS; ALL ETCHED GLASS WILL VARY IN ITS FINAL TEXTURE AND EFFECT. THIS PROPOSAL IS VALID FOR 90 DAYS.



Conrad Schmitt Studios Inc.
Since 1889

December 10, 2001

Pastor Dan Anderson
St. Paul's Liberty Lutheran
3494 Oak Park Road
Deerfield, WI 53531

Dear Pastor Anderson:

We are pleased that there is a positive response from the new stained glass windows. An additional window would cost approximately \$13,000.00.

Our craftsman who is familiar with the window thought it may be a casement operational window. If that is the case, installation of stained glass is not recommended. Please forward this information to the donor and contact us with any questions. Thank you for the consideration.

Kind Regards,

CONRAD SCHMITT STUDIOS

Kathy Diez
Encl.

8 Dec 2005

Pastor Dan Anderson
St. Paul Liberty Lutheran Church
3494 Oak Park Rd.
Deerfield, WI 53531

Dear Pastor Dan:

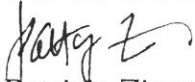
I am happy to finally be sending you quotes on replacing the protective glazing at St. Paul's. I have added a bit of a report that explains the process and options in some detail.

Our estimates are typically good for six months or so, and what I would like to do is hold these numbers until we execute the first one, at which time we should review them again.

Thank you for allowing us to quote on your project. Please feel free to call me if you have any questions.

Regards,

CONRAD SCHMITT STUDIOS, INC.



Patricia Zimmerman
Project Manager

Pastor Dan Anderson
St. Paul Liberty Lutheran Church
3494 Oak Park Rd.
Deerfield, WI 53531

St. Paul Liberty Lutheran Church

Proposal for New Protective Glazing

Conrad Schmitt Studios, Inc. proposes to provide all necessary labor, materials, scaffolding, transportation, and insurance to complete the following scope of work:

- Travel to jobsite and set scaffolding.
- Remove existing protective glazing.
- Take sizes and templates as needed.
- Take down scaffolding, clean up and travel to the studio.
- Cut new storm glass.
- Return to jobsite and set scaffolding.
- Install vented, protective glazing.
- Take down scaffolding and clean-up jobsite.

Quotations per window:

Refer to attached window plan for window number references

Window #1,2,3,4,8:	Cost per window: \$3,490.00
Window #5,7:	Cost per window: \$3,165.00
Window #6:	Cost per window: \$2,210.00
Window #8,10,11:	Cost per window: \$2,150.00

Note: A cost savings can be realized for executing more than one window at a time.

Terms: We would request a down payment of 25% prior to the commencement of work, followed by the balance due within ten days of the completion of the contracted work.

Respectfully Submitted,

CONRAD SCHMITT STUDIOS, INC.

Patricia Zimmerman
 Patricia Zimmerman

Accepted By _____

Date _____

2405 South 162nd Street ■ New Berlin, WI 53151 USA
 Phone: 262-786-3030 ■ 800-969-3033 ■ Fax: 262-786-9036
 Email: studio@conradschmitt.com ■ www.conradschmitt.com

All agreements are contingent upon fires, strikes, accidents, and other causes beyond our control. We will not be responsible for any hidden, latent, or undisclosed defects within our work areas. We warrant the adhesion of our applied paints only, but do not warrant the adhesion of previously applied paints, be they calcimine, latex, oil or other. The warranty does not include any damages caused by moisture of any sort, including humidity, nor does it include problems caused by lack of proper insulation, or any discoloration of any metal leaf other than 22.5 kt. or higher gold leaf. The warranty does not include damage caused by expansion or contraction. And, the entire warranty is null and void if the temperature is not maintained between 60° and 80° Fahrenheit, fluctuates more than 10° in any 24-hour period, or if the relative humidity is not maintained between 40% and 60%. The scope of this contract is limited to that as written herein. Previous verbal agreements and/or verbal agreements during the course of this contract are not valid unless approved in writing by all parties as signed above. Leptan glass is an organic process; all etched glass will vary in its final texture and effect. All surplus paint materials will be the property of the owner for future repairs and touch-ups. This proposal is valid for 90 days.

NEW PROTECTIVE GLAZING FOR ST. PAUL'S

The stained glass windows at St. Paul Liberty Lutheran are set into wooden frames. Originally, these frames were intended for stained glass installation only. The storm glass was added later, probably with the intention of slowing deterioration of the stained glass and providing secondary protection from the elements and vandalism.

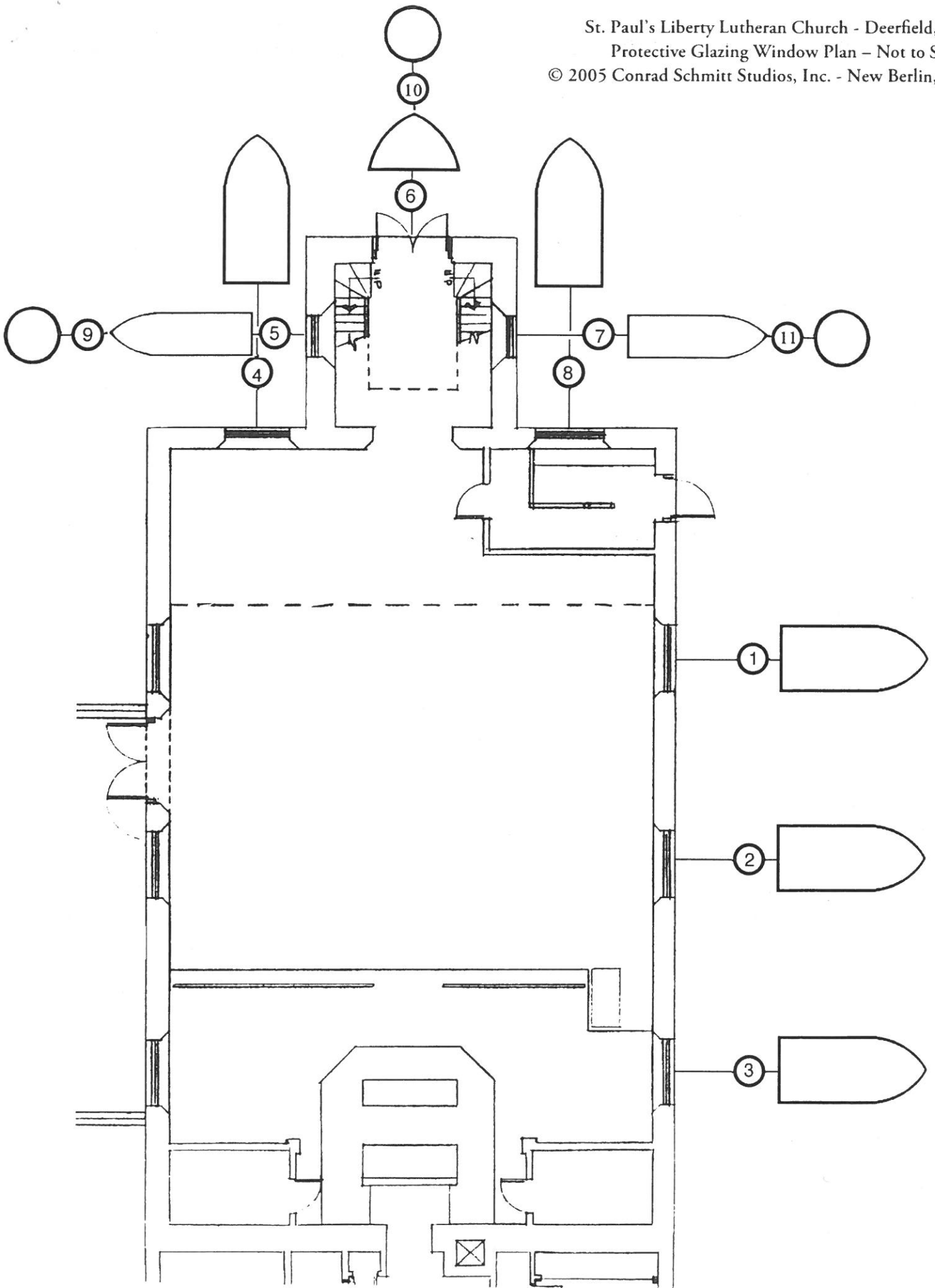
The existing application of storm glass has been installed in front of the existing framework with no venting to prevent the build-up of heat and condensation between glazings. The material has also aged poorly and is aesthetically detrimental.

The ideal approach to replacing the unattractive, aged protective glazing would be to wait until a time when the stained glass can be restored at the same time, which could allow the protective glazing to be set within the existing frame rather than in front of it. (The stained glass does show signs of lead deterioration, and the soldering of at least one support bar has failed. CSS can repair this bar during any upcoming commission.)

Removal of the stained glass would allow it to be re-set to accommodate protective glazing within the same frame, which creates a much more attractive appearance and also allows maintenance, such as painting, of the frames without removing the protective glazing.

However, a more economical approach at this time, and the one that has been requested, is to simply replace the existing protective glazing. Conrad Schmitt Studios recommends replacing the existing storm glass with vented, clear, 1/4" safety-laminated glass, which consists of two layers of 1/8" glass fused together with a polycarbonate layer in between. Safety-laminate glass acts like a car windshield; it will crack if impacted hard enough, however, it will remain intact due to the inner layer. Most importantly it will not yellow, providing a clear view of the stained glass. The recommended protective glazing setting will promote longevity of the stained glass by preventing condensation and will minimize the visual impact of the storm glass.

St. Paul's Liberty Lutheran Church - Deerfield, WI
Protective Glazing Window Plan - Not to Scale
© 2005 Conrad Schmitt Studios, Inc. - New Berlin, WI



Storm Glass Q&As

We don't have protective glazing. Should we install it?

If stained glass windows are at risk for breakage due to vandalism or severe weather conditions, protective glazing, or storm glass, is a good way to safeguard the artwork. Cumulative damage from precipitation, sunlight, and temperature fluctuations can be reduced by properly installed and vented protective glazing.

Are there reasons to replace existing protective glazing?

The worst problem with much existing storm glass is the lack of venting. Unvented storm glazing allows heat and moisture to build up between the stained glass and the protective glass, contributing to lead corrosion, glass breakage and frame deterioration. Removing the existing protective glazing allows for the installation of vents, the maintenance of the exterior of the stained glass frames and the resealing of the glazing.

Some protective glazing distracts from the stained glass on the interior and looks unattractive from the exterior. Storm glazing by CSS is custom-designed to be as invisible as possible using the following methods: reducing the number of horizontal framing lines (which also reduces the risk of leakage); modifying joints to follow the lead lines rather than compete with them; painting T-bars and/or vent frames a dark color, visually reducing them.

Safety laminate glass is used by CSS for protective glazing. This polycarbonate sandwiched between panes of glass offers strength without the risk of yellowing; it is as attractive as normal window glass. However, if the original had a certain color or texture, CSS can provide custom laminating to match.



What do you recommend?

Based on decades of experience installing and replacing protective glazing, we have a number of specific recommendations that we follow whenever possible:

- Modify or replace any storm glass that is not vented.
- Replace protective glazing that covers the exterior of a historic frame.
- Set the storm glazing into the original frames, along with the stained glass.
- Repair or replacement damaged wood in the frame, including deteriorated window sills.
- Use safety laminate glass for protective glazing, rather than glass alone, which may not offer enough protection, and rather than plastics such as Lexan, which often discolor within a few years.

Are there advantages to conducting stained glass restoration and protective glazing together?

There are economic benefits to ordering protective glazing and stained glass restoration at the same time. Because storm glass is custom-cut to fit the frame, creating it without the stained glass to use as a template is more time-consuming. Labor time is also saved by removing existing protective glazing, if any, at the same time the restored stained glass and the new storm glass are re-installed. This efficiency also brings savings due to the reduced number of scaffolding erections.



Windows on Left: Previous protective glazing applied over the original window frames are unattractive, have aged poorly, and (in top photo) could be hiding damage to the frames.

Windows on Right: New, laminated protective glazing by Conrad Schmitt Studios is fitted into the original framework along with the stained glass. The beauty of the architecture is preserved and the frames can be maintained as needed.

Conrad Schmitt Studios Inc.

Excellence in Artistry Since 1889

2405 S. 162nd St., New Berlin, WI 53151 ■ Phone: 800-969-3033 ■ Fax: 262-786-9036

Email: studio@conradschmitt.com ■ www.conradschmitt.com