TYPE: "WS1"

RUBIX - model: WS-W25
LED Wall Mount

WAC LIGHTING
Responsible Lighting®

Fixture Type:

Catalog Number:

Project:

Location:

PRODUCT DESCRIPTION

Precise engineering using the latest energy efficient LED technology with a built-in reflector for superior optics. An appealing cylindrical profile with a powerful LED down light perfect for accent and wall wash lighting. PD W2603 is supplied with 3 x 12" and 1 x 6" stems and the canopy has a hang straight swivel mount for sloped ceilings.

FEATURES

- Mounts up or down
- IP65 Rated, ETL & cETL Wet Location Listed
- Die-Cast Aluminum Construction
- Universal Voltage Input (120V - 277V)
- Dimming: 0-10V(120V) or 0-10V

SPECIFICATIONS

Construction: Aluminum with etched glass.
Power: Integral driver in luminaire. 120V - 277V input.
Light Source: High output LED
Mounting: Mounts directly to junction box
Dimming: 0-10V Dimming: 100%-10%
ELV Dimming: 100%-15% (120V only)
Finish: Brushed Aluminum (AL), Black (BK), Bronze (BZ), Graphite (GR), White (WT)
Color Temp: 3000K
CRI: 90
Rated Life: 70,000 hours
Standards: IP65 Rated, ETL & cETL Wet Location Listed, Dark Sky Friendly.

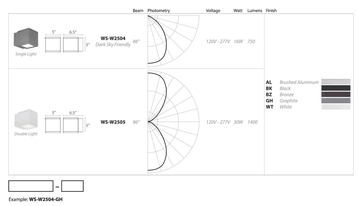

Example: **WS-W2504-GH**

WAC Lighting
www.waclighting.com
Phone (800) 526.2588 • Fax (800) 526.2585

Headquarters/Eastern Distribution Center
44 Harbor Park Drive • Port Washington, NY 11050
Phone (516) 515.5000 • Fax (516) 515.5050

Western Distribution Center
1750 Architect Avenue • Ontario, CA 91761
Phone (800) 526.2588 • Fax (800) 526.2585

WAC Lighting retains the right to modify the design of our products at any time as part of the company's continuous improvement program. JUL 2017

TYPE: "L14FT, L14W, W14FT"

GLEON GALLEON LED

ORDERING INFORMATION

Sample Number: GLEON-AF-04-LED-E1-T3-GM-GM

Product Family *1	Light Engine	Number of LED Squares	Lens Type	Voltage	Distribution	Color	Mounting
GLEON-Galleon	**AF**=1A Drive Current	**01**=1 **02**=2 **03**=3 **04**=4 **06**=6 **08**=8 **E1**=1 **E2**=2 **W**=W*	**LED**=Solid State Light Emitting Diodes	**E1**=120-277V **347**=347V * **480**=480V *	**T1**=Type 1 **T2M**=Type II Roadway **T3**=Type 3 Roadway **T4W**=Type IV Wall Wash **T4FT**=Type IV Forward Throw **T5W**=Type V Wall Wash **T5N**=Type V Narrow **T5M**=Type V Square Medium **T5W**=Type V Square Wide **BLH**=Type 5 w/Split Control **BLN**=Type 5N w/Split Control **BLM**=Type 5M w/Split Control **BLL**=90° Split Light Eliminator Left **BLR**=90° Split Light Eliminator Right **AFL**=Automotive Low Beam * **AFH**=Automotive Front/Rear	**AP**=Gray **BZ**=Bronze **BK**=Black **GR**=Dark Platinum **GM**=Graphite Metallic **WH**=White	**2Ext**=Arm for Round or Square Pole **EA**=Extension Arm **MA**=Wall Arm Adapter * **HMA**=Wall Mount Arm **OMA**=Outdoor Mount (Standard Length) * **OMEA**=Outdoor Mount Arm (Extended Length) *

Options (Add as Suffix)

7030=3K CRI 3000K *2
8030=80 CRI 3000K *2
7040=3K CRI 4000K *2
8040=80 CRI 4000K *2
000=Drive Current Factory Set to Nominal 800mA *
350=Drive Current Factory Set to Nominal 350mA *
1200=Drive Current Factory Set to Nominal 1200mA *,*4
P=Single Fuse (120, 277 or 347V, Must Specify Voltage)
DF=Double Fuse (120, 277, 240 or 480V, Must Specify Voltage)
BL=Black Drum *5
DIM=External 0-10V Dimming Leads
PER=Photocell Receptacle (120, 277, 240 or 277V, Must Specify Voltage)
PER7=NEMA 7-Pin Twistlock Photocontrol Receptacle
R=NEMA Twistlock Photocontrol Receptacle
SF=Single Fuse (277V) *3
AHS200=After Hours Dim, 2 hours *
AHS200=After Hours Dim, 2 hours *
HA=-40°C High Ambient *
HA+50°C=High Ambient *
MS/DIM1-240=Motion Sensor for Dimming Operation, Maximum 8' Mounting Height *6,*7
MS/DIM1-480=Motion Sensor for Dimming Operation, 8' - 20' Mounting Height *6,*8
MS/DIM1-540=Motion Sensor for Dimming Operation, 21' - 40' Mounting Height *6,*9
MS/DIM1-640=Motion Sensor for Dimming Operation, 21' - 40' Mounting Height (Wide Range) *6,*9
MS/X-LID-240=Level Motion Sensor, 8' Mounting Height *6,*7
MS/X-LID-480=Level Motion Sensor, 8' - 20' Mounting Height *6,*8
MS/X-LID-540=Level Motion Sensor, 21' - 40' Mounting Height *6,*9
MS/X-LID-640=Level Motion Sensor, 21' - 40' Mounting Height (Wide Range) *6,*9
MS-LID-240=Motion Sensor for ON/OFF Operation, Maximum 8' Mounting Height *6,*7
MS-LID-480=Motion Sensor for ON/OFF Operation, 8' - 20' Mounting Height *6,*8
MS-LID-540=Motion Sensor for ON/OFF Operation, 21' - 40' Mounting Height *6,*9
MS-LID-640=Motion Sensor for ON/OFF Operation, 21' - 40' Mounting Height (Wide Range) *6,*9
LUHR-LM=LuminMitt Wireless Sensor, Wide Lens for 8' - 16' Mounting Height *6
LUNR-LM=LuminMitt Wireless Sensor, Narrow Lens for 16' - 40' Mounting Height *6
L90=Optics Rotated 90° Left
R90=Optics Rotated 90° Right
HS=Honeycomb Shielding *3
TH=Tool-less Door Hardware *3
LCP=Light Square Trim Plate Painted to Match Housing *
HSS=Integral Hinged House Side Shield *
CE-CE: Marks *8

Accessories (Order Separately)

GA-RA1021=NEMA Photocontrol Multi-Tap - 105-285V
GA-RA1023=NEMA Photocontrol - 480V
GA-RA1024=NEMA Photocontrol - 347V
GA-RA1025=Photocontrol Shorting Cap
GA-RA1014=120V Photocontrol
GA-RA1015=277V Photocontrol
MA1020 SQ.=Single Tenon Adapter for 2-3/8" O.D. Tenon
MA1021 SQ.=2-3/8" Tenon Adapter for 2-3/8" O.D. Tenon
MA1022 SQ.=2-3/8" Tenon Adapter for 3-1/2" O.D. Tenon
MA1023 SQ.=4-0/8" Tenon Adapter for 3-1/2" O.D. Tenon
MA1024 SQ.=2-0/8" Tenon Adapter for 2-3/8" O.D. Tenon
MA1025 SQ.=2-0/8" Tenon Adapter for 3-1/2" O.D. Tenon
MA1026 SQ.=2-0/8" Tenon Adapter for 4" O.D. Tenon
MA1027 SQ.=2-0/8" Tenon Adapter for 5-1/2" O.D. Tenon
MA1028 SQ.=Single Tenon Adapter for 3-1/2" O.D. Tenon
MA1029 SQ.=Single Tenon Adapter for 4" O.D. Tenon
MA1030 SQ.=Single Tenon Adapter for 5-1/2" O.D. Tenon
MA1031 SQ.=2-0/8" Tenon Adapter for 3-1/2" O.D. Tenon
MA1032 SQ.=2-0/8" Tenon Adapter for 4" O.D. Tenon
MA1033 SQ.=2-0/8" Tenon Adapter for 5-1/2" O.D. Tenon
FSR-100=Wireless Configuration Tool for Occupancy Sensor *9
FSR-200=Wireless Configuration Tool for Occupancy Sensor *9
GLEON-MT1=Field Installed Mesh Top for 8-9 Light Square
GLEON-MT2=Field Installed Mesh Top for 10-12 Light Square
GLEON-MT3=Field Installed Mesh Top for 14-16 Light Square
GLEON-GM=Quick Mount Arm Kit
GLEON-GMEA=Quick Mount Extended Arm Kit
LS1000=Field Installed House Side Shield *8,*9

NOTES
1. Customer is responsible for engineering analysis to confirm pole and fixture compatibility for all applications. Refer to our article paper WP0306R0R0 for additional support information.
2. Not available in conjunction with other options or in conjunction with Quantified Product Listings.
3. Standard 4000K CCT and minimum 70 CRI.
4. Not available in conjunction with other drive current options (DMEA).
5. Not compatible with standard quick mount arm (GMA) or extended quick mount arm (GMEA).
6. Not available in conjunction with other motion sensor options or in conjunction with other accessories. Not available with sensor at 1200mA. Not available in combination with the HA high ambient and sensor options at 1A.
7. Only for use with MM1 Wire systems. Per NEC, not for use with ungrounded systems, impedance grounded systems or corner grounded systems (commonly known as Three Phase Three Wire Delta, Three Phase Four Wire Delta, and Three Phase Four Wire Stinger systems).
8. May be required when two or more luminaires are oriented in a 90° or 120° drilling pattern. Refer to arm mounting requirement table.
9. Factory Installed.
10. Not available in Canada.
11. Maximum 8 light squares.
12. Requires the use of 1 photocontrol or the PER7 or R photocontrol receptacle with photocontrol accessory. See After Hours Dim supplemental guide for additional information.
13. Extended lead times apply. Use dedicated E0 Box for 3000K, 5000K and 6000K when performing tests. These files are published on the Gelleon luminaire product page on the website.
14. Extended lead times apply. Use dedicated E0 Box for 3000K, 5000K and 6000K when performing tests. These files are published on the Gelleon luminaire product page on the website.
15. Not available with HA option.
16. Not available in conjunction with other options. Not available with sensor at 1200mA. Not available in combination with the HA high ambient and sensor options at 1A.
17. Approximately 8ft diagonal from luminaire, depending on ambient lighting, light and low models, sensitivity, time delay, cutoff and more. Consult your lighting representative at Eaton for more information.
18. Approximately 20' diagonal at 20' mounting height.
19. Approximately 40' diagonal at 40' mounting height.
20. Approximately 90' detection diameter at 30' mounting height.
21. Approximately 120' detection diameter at 40' mounting height.
22. Replace X with number of light Squares corresponding to the output mode.
23. Not available in conjunction with other options. Not available with sensor at 1200mA. Not available in combination with the HA high ambient and sensor options at 1A.
24. Not available with motion sensor options (MS).
25. Not available with HA, HS, TH, LCP, LS1000, R or R90 options. Available in 120-277V only.
26. One required for each Light Square.

Eaton
1000 Cedar Street, N South
Cleveland, City, OH 36090
P: 770.666.8800
www.eaton.com/lighting

Specifications and dimensions subject to change without notice.

TD500032EN
2016-09-28 15:31:55

TYPE: "L14FT, L14W, W14FT"

McGraw-Edison

Catalog #	Type
Project	
Comments	Date
Prepared by	

DESCRIPTION

The Galleon™ LED luminaire delivers exceptional performance in a highly scalable, low-profile design. Patented, high-efficiency AccuLED Optics™ system provides uniform and energy conscious illumination to walkways, parking lots, roadways, building areas and security lighting applications. IP66 rated and UL/cUL Listed for wet locations.

SPECIFICATION FEATURES

Construction
Extruded aluminum driver enclosure thermally isolated from Light Squares for optimal thermal performance. Heavy-wall, die-cast aluminum end caps enclose housing and die-cast aluminum optical frame. Patented, pending interlocking housing and heat sink provides scalability with superior structural rigidity. 3G vibration tested and rated. Optional tool-less door hardware for ease of entry into electrical chamber. Housing is IP66 rated.

Optics
Patented high-efficiency injection-molded AccuLED Optics technology. Optics are individually designed to shape the distribution maximizing efficiency and spacing while ensuring glare-free performance. Optical distributions with the scalability to meet customized application requirements. Offered standard in 4000K (+/- 275K) CCT 70 CRI. Optional 3000K, 5000K and 6000K CCT.

Electrical
LED drivers are mounted to removable tray assembly for ease of maintenance. 120-277V 50/60Hz, 347V 60Hz or 480V 60Hz operation. 480V is compatible for use with 480Y Wye systems only. Standard 6kV/3kA surge protection is standard with Eaton proprietary circuit module designed to withstand 10kV of transient line surge. The Galleon LED luminaire is suitable for operation in -40°C to 40°C ambient environments. For applications with ambient temperatures exceeding 40°C, specify the HA (High Ambient) option. Luminaire is IP66 rated. Greater than 90% lumen maintenance expected at 60,000 hours. Available in standard 1A drive current and optional 800mA, 350mA and 1200mA drive currents (nominal).

Mounting
STANDARD ARM MOUNT:
Extruded aluminum arm includes internal bolt guides allowing for easy installation of luminaire mounting. When mounting two or more luminaires at 90° and 120° apart, the EA extended arm may be required. Refer to the arm mounting requirement table. Round pole adapter included. For wall mounting, specify wall mount bracket option. QUICK MOUNT ARM: Adapter is bolted directly to the pole. Quick mount arm slide into place on the adapter and is secured with a captive fastening for quick and easy installation. The versatile, patent pending, quick mount arm accommodates multiple drill patterns ranging from 3" to 4" BC. The design of the door on the quick mount arm enables wiring of the fixture without having to access the driver compartment. A knock-out enables round pole mounting.

Finish
Housing finished in super durable TGIC polyester powder coat paint, 2.5 mils nominal thickness for superior protection against the elements. Optional graphite metallic coated black. Standard housing colors include black, bronze, gray, white, dark platinum and graphite metallic. RAL and custom color matches available.

Warranty
Five-year warranty.

GLEON
GALLEON LED

1-10 Light Squares

Solid State LED

AREA/SITE LUMINAIRE

DIMENSIONS

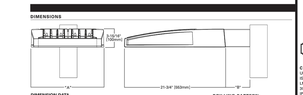

DIMENSION DATA

Number of Light Squares	"A" Width	"B" Standard Arm Length	"B" Optional Arm Length	Weight with Arm lbs. (kg.)	EPA with Arm * ft². (m².
1-4	15-1/2" (394mm)	7" (178mm)	12" (304mm)	35 (16.0 kgs.)	0.96
5-8	21-5/8" (549mm)	7" (178mm)	12" (304mm)	44 (20.0 kgs.)	1.65
1-8	21-5/8" (552mm)	7" (178mm)	12" (304mm)	54 (24.5 kgs.)	1.97
9-10	27-3/8" (695mm)	7" (178mm)	12" (304mm)	62 (28.0 kgs.)	1.12

NOTES: 5 Optional arm length is be used when mounting two fixtures at 90° or a single pole. & EPA calculated with optional arm length.

DRILLING PATTERN



EATON
Powering Business Worldwide

*www.designlights.org

TD500032EN
2016-09-28 15:31:55

CERTIFICATION DATA
UL and cUL Listed
Wet Location Listed
IP66 Rated
LM79 / LM80 Compliant
3G Vibration Rated
IP66 Rated
Design Lights Consortium™ Qualified*

ENERGY DATA
Life: 60,000 Hours
Power Factor >90%
<20% Total Harmonic Distortion
-40°C Min. Temperature
40°C & 90% RH
-40°C Min. Temperature
40°C Max. Temperature
50°C Max. Temperature (HA Option)

TYPE: "WP1"

SLIM18N

RAB LIGHTING

Technical Specifications (continued)

Optical

BUG Rating:
B1-U0-G0

Dimensions

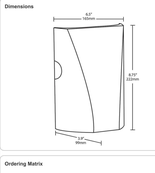

Features

Full cutoff, fully shielded LED wallpack

Can be used as a downlight or uplight

Contractor friendly features for easy installation

100,000 hour LED Life

5-Year Warranty

Ordering Matrix

Family	Watts	Color Temp	Finish	Photocell	Dimming
SLIM	**26** = 26W **18** = 18W **12** = 12W	**Blank** = 5000K (Cool) **Y** = 3000K (Warm) **N** = 4000K (Neutral)	**Blank** = Bronze **W** = White	**Blank** = No Photocell **/PC** = 120V Button **/PC2** = 277V Button **/PCT** = 120-277V Twistlock	**Blank** = No Dimming **/D10** = Dimmable

Need help? Tech help line: **(888) RAB-1000** Email: **sales@rabweb.com** Website: **www.rabweb.com**
Copyright © 2014 RAB Lighting Inc. All Rights Reserved Note: Specifications are subject to change at any time without notice

TYPE: "WP1"

SLIM18N

RAB LIGHTING

12, 18 and 26 Watt SLIM wallpacks are ultra efficient and deliver impressive light distribution with a compact low-profile design that's super easy to install as a downlight or uplight.

Color: Bronze Weight: 4.5 lbs

Project:	**Type:**
Prepared By:	**Date:**

Driver Info

Type:	Constant Current
120V:	0.18A
208V:	0.11A
240V:	0.08A
277V:	0.06A
Input Watts:	21W
Efficiency:	85%

LED Info

Watts:	18W
Color Temp:	4000K
Color Accuracy:	72 CRI
L70 Lifespan:	100000
Lumens:	2585
Efficiency:	122 LPW

Technical Specifications

Listings

UL Listing:
Suitable for wet locations. Suitable for mounting within 1.2m (4ft) of the ground.

DLC Listed:
This product is on the Design Lights Consortium (DLC) Qualified Products List and is eligible for rebates from your local utility company.
DLC Product Code: P000071TP

ADA Compliant:
SLIM™ is ADA Compliant.

Dark Sky Approved:
The International Dark Sky Association has approved this product as a full cutoff, fully shielded luminaire.

IESNA LM-79 & LM-80 Testing:
RAB LED luminaires have been tested by an independent laboratory in accordance with IESNA LM-79 and LM-80, and have received the Department of Energy "Lighting Facts" label.

Construction

IP Rating:
Ingress Protection rating of IP66 for dust and water

Cold Weather Starting:
Minimum starting temperature is -40° F (-40° C)

Maximum Ambient Temperature:
Suitable for use in 104° F (40°C) ambient temperatures

Housing:
Precision die-cast aluminum housing.

Mounting:
Heavy-duty mounting bracket with hinged housing for easy installation.

Recommended Mounting Height:
Up to 14 ft.

Lens:
Tempered glass lens.

Reflector:
Specular thermoplastic.

Gaskets:
High-temperature silicone

Finish:
Formulated for high-durability and long lasting color.

Green Technology:
Mercury and UV free. RoHS compliant components. Polyester powder coat finish formulated without the use of VOC or toxic heavy metals.

LED Characteristics

LED:
Multi-chip, long-life LED.

Lifespan:
100,000-hour LED lifespan based on IES LM-80 results and TM-21 calculations.

Color Consistency:
3-step MacAdam Ellipse binning to achieve consistent fixture-to-fixture color.

Color Stability:
LED color temperature is warranted to shift no more than 200K in CCT over a 5 year period.

Color Uniformity:
RAB's range of CCT (Correlated Color Temperature) follows the guidelines for the American National Standard for Specifications for the Chromaticity of Solid State Lighting (SSL) Products, ANSI C78.377-2015.

HID Replacement Range:
Replaces 100W Metal Halide.

Electrical

Driver:
Constant Current, Class 2, 100-277V, 50/60 Hz., 4KV surge protection, 50/mA, 100-240VAC 0.3-0.15 Amps, 277VAC 0.15 Amps, Power Factor 99%.

Other

California Title 24:
SLIM18 complies with 2013 California Title 24 building energy efficiency codes as a residential outdoor fixture. See SLIM18PC for a model that complies as a commercial outdoor non-pole-mounted fixture.__.__.30 Watts.__.__

Patents:
The design of the SLIM™ is protected by patents in U.S. Pat D651,864, and pending patents in Canada, China, Taiwan and Mexico.

Optical

BUG Rating:
B1-U0-G0

Need help? Tech help line: **(888) RAB-1000** Email: **sales@rabweb.com** Website: **www.rabweb.com**
Copyright © 2014 RAB Lighting Inc. All Rights Reserved Note: Specifications are subject to change at any time without notice

TYPE: "C"

LED CANOPY LIGHT - LEGACY™ (CRUS)

LUMINAIRE ORDERING INFORMATION

TYPICAL ORDER EXAMPLE: **CRUS SC LED HO 50 UE WHT**

Prefix	Distribution*	Light Source	Drive Current	Color Temperature	Input Voltage	Finish	Options
CRUS	SC - Standard Symmetric AC - Asymmetric	LED	VLW - Very Low Watt LW - Low Watt 50 - Super Saver HO - High Output VHO - Very High Output	50 - 5000K	UE - Universal Voltage (120-277V) 347 - 480V	WHT - White BRZ - Bronze BLK - Black	None

FOOTNOTES:
1.- AC distribution utilizes a reflector which alters the look from a standard S distribution.

ACCESSORY ORDERING INFORMATION (Accessories are field installed)

Description	Order Number	Description	Order Number
Retrofit Panels - EC (ECTA / SQ7 to CRU), for 18" Deck Panel	530946	Kit - Hole Plugs and Silicone (enough for 25 retrofits)[1]	LS0004K
Retrofit Panels - ECTA / SQ7 to CRU, for 12" Deck Panel	530351	1- Conceals of (25) 7/8" hole plugs and (1) 10.3 oz tube of RTV	
Retrofit Std Cover Panel Blank (no holes)	541192		
Retrofit RC Cover Panel Blank (no holes)	541192		

DIMENSIONS

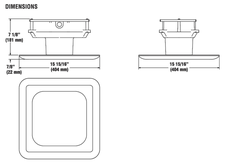

LIGHT OUTPUT - CRUS

		Lumens		Watts		LPW	
		SC	AC	SC	AC	SC	AC
Cool White	VLW - Very Low Watt	8542	–	79	–	112	–
	LW - Low Watt	10871	8746	88	83	124	105
	50 - Super Saver	13504	11018	114	111	119	104
	HO - High Output	18633	–	132	–	141	–
	VHO - Very High Output	22418	17292	159	157	141	110

Project Name _____ Fixture Type _____
Catalog # _____

06/23/17
© 2017
LSI INDUSTRIES INC.

TYPE: "C"

LED CANOPY LIGHT - LEGACY™ (CRUS)

AC distribution utilizes a reflector which alters the look from a standard S distribution

DOE LIGHTING FACTS
Department of Energy has verified representative product test data and results in accordance with its Lighting Facts Program. Visit www.lightinglacts.com for specific catalog strings.

US & Int'l. patents pending

HOUSING – Low profile, durable die-cast, aluminum construction, providing a reliable weather-tight seal.

LEDS - Features an array of select, mid-power, high brightness, high efficiency LED chips; 5000K color temperature, 70 CRI (nominal).

DRIVE CURRENT - Choice of Very Low Wattage (VLW), Low Wattage (LW), Super Saver (SS), High Output (HO) or Very High Output (VHO).

OPTICS / DISTRIBUTION - Choice of Symmetrical or Asymmetrical, which directs light through a clear tempered glass lens, to provide a uniform distribution of light to vertical and horizontal surfaces.

OPTICAL UNIT – Features an ultra-slim 7/8" profile die-cast housing, with a flat glass lens. Unit is water-resistant, sealed to an IP67 rating. Integral designed heat sink does not trap dirt and grime, ensuring cool running performance over the life of the fixture.

PRESSURE STABILIZING VENT - Luminaire assembly incorporates a pressure stabilizing vent breather to prevent seal fatigue and failure.

HAZARDOUS LOCATION – Designed for lighter than air fuel applications. Product is suitable for Class 1 Division 2 only when properly installed per LSI installation instructions (consult factory).

DRIVER - State-of-the-art driver technology superior energy efficiency and optimum light output. Driver components are fully encased in potting for moisture resistance. Complies with IEC and FCC standards. 0-10 V dimming supplied standard with all drive currents.

DRIVER HOUSING – Die-cast aluminum, wet location rated driver/electrical enclosure is elevated above canopy deck to prevent water entry; provide easy "knock-out" connection of primary wiring and contributes to attaining the lowest operating temperatures available. Seals to optical housing via one-piece molded silicone gasket.

OPERATING TEMPERATURE – -40°C to 50°C (-40°F to +122°F)

ELECTRICAL - Universal voltage power supply, 120-277 VAC, 50/60 HZ input. Drivers feature two-stage surge protection (including separate surge protection built into electronic driver) meets IEEE C62.41.2-2002, Scenario 1, Location Category C.

FINISH - Standard color is white and is finished with LSI's DuraGrip® polyester powder coat process. DuraGrip withstands extreme weather changes without cracking or peeling.

INSTALLATION - One person installation. No additional sealant required. Installs in a 12" or 16" deck pan. Deck penetration consists of a 4" hole, simplifying installation and water sealing. Unit is designed to quickly retrofit into existing Scottsdale (4") hole as well as openings for Encore and Encore Top Access and to reconnect wiring for the SQ/ECTA without having to relocate the conduit. Retro panels are available for existing Encores (see back page) as well as kits for recessed and 2x2 Installations (see separate spec sheets). Support brackets are provided standard, to prevent sagging of deck.

SHIPPING WEIGHT - 27 pounds (single pack), 48 pounds (double pack).

EXPECTED LIFE - Minimum 60,000 to 100,000 hours depending upon the ambient temperature of the installation location. See LSI web site for specific guidance.

WARRANTY - Limited 5-year warranty.

LISTING - UL and ETL listed to UL 1598, UL 8750 and other U.S. and International safety standards. Suitable for wet locations.

PHOTOMETRICS - Please visit our web site at **www.lsi-industries.com** for detailed photometric data.

Consult Factory

Class 1, Division 2 – Standard on SS

T5 Temperature Classification – The surface temperature of this product will not rise above 100°C, within a 40°C ambient.

Gas Groups A,B,C, and D – Group A: Acetylene / Group B: Hydrogen / Group C: Propane and Ethylene / Group D: Benzene, Butane, Methane & Propane.

This product, or selected versions of this product, meet the standards listed below. Please consult factory for your specific requirements.

Project Name _____ Fixture Type _____
Catalog # _____

06/23/17
© 2017
LSI INDUSTRIES INC.

Keller
PLANNERS | ARCHITECTS | BUILDERS

FOX CITIES
N216 State Road 55
P.O. Box 620
Kaukauna, WI 54130
PHONE (920) 766-5795 / 1-800-236-2534
FAX (920) 766-5004

MADISON
3308 Nunnery Drive
Middleton, WI 53562
PHONE (608) 445-2245

MILWAUKEE
W204 N11309
Goldendale Rd
Germantown, WI 53022
PHONE (262) 250-9710 1-800-236-2534
FAX (262) 250-9740

WAUSAU
5605 Lilac Ave
Wausau, WI 54401
PHONE (715) 849-3141
FAX (715) 849-3181

www.kellerbuilds.com

PROPOSED BUILDING FOR:

GOLDEN OIL COMPANY, LLC

PLEASANT SPRINGS WISCONSIN

"COPYRIGHT NOTICE"
This design, drawing and detail is the copyrighted property of KELLER, INC. No part hereof shall be copied, duplicated, distributed, disclosed or made available to anyone without the expressed written consent of KELLER, INC.

PRELIMINARY PLAN
OCT. 17, 2017

PROJECT MANAGER: D.UTTECH
DESIGNER: R. LINDSTROM
DRAWN BY: EXCEL ENGINEERING, INC.
EXPEDITOR: ———
SUPERVISOR: ———
PRELIMINARY NO: P16389
CONTRACT NO: ———
DATE: JULY 20, 2017
SHEET: PXP2