



## Dane County

# Virtual meeting of the Redistricting Commission

***Consider:***

***Who benefits? Who is burdened?***

***Who does not have a voice at the table?***

***How can policymakers mitigate unintended consequences?***

---

OCTOBER 26, 2020

7:30 P.M. CENTRAL TIME

# REDISTRICTING COMMISSION MEMBERS

---

- Barry Burden
- Greg Hyer
- Andrea Kaminski
- Ken Leonard
- Jo Oyama-Miller
- Ken Opin
- Joan I. Schwarz
- Ralph Sirmons
- Nakia Wiley
- Thomas Wilson
- Idella Yamben

# REDISTRICTING COMMISSION STAFF

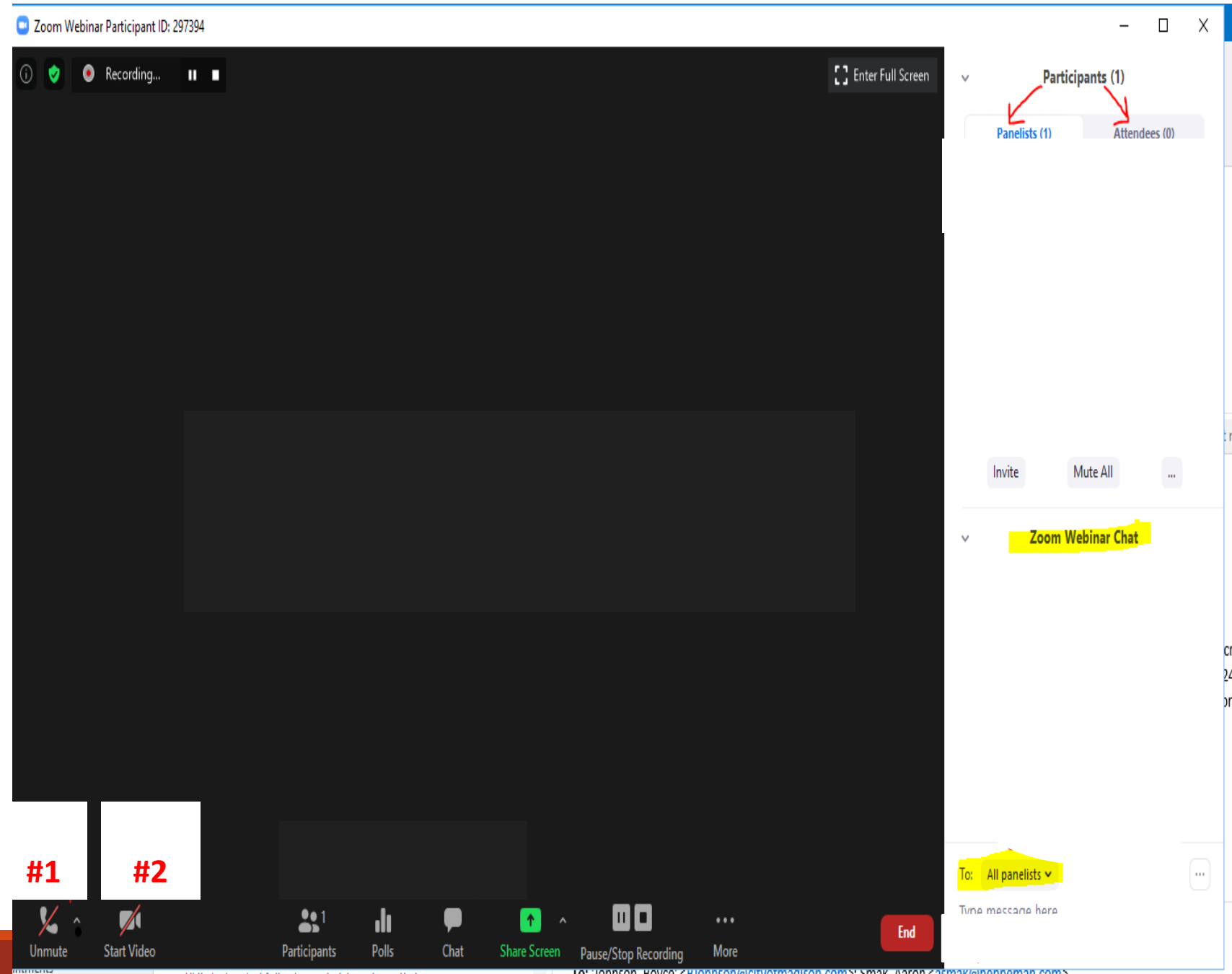
---

- Brian Standing, Senior Planner  
Department of Planning and Development  
[standing@countyofdane.com](mailto:standing@countyofdane.com)
- Rachel Rodriguez, Elections Management Specialist  
Office of the County Clerk  
[Rodriguez.Rachel@countyofdane.com](mailto:Rodriguez.Rachel@countyofdane.com)

# Panelist Features

**#1** The phone icon will allow you to mute/unmute yourself. To mute/unmute yourself, hit the phone button. **You are still responsible for muting/unmuting yourself.**

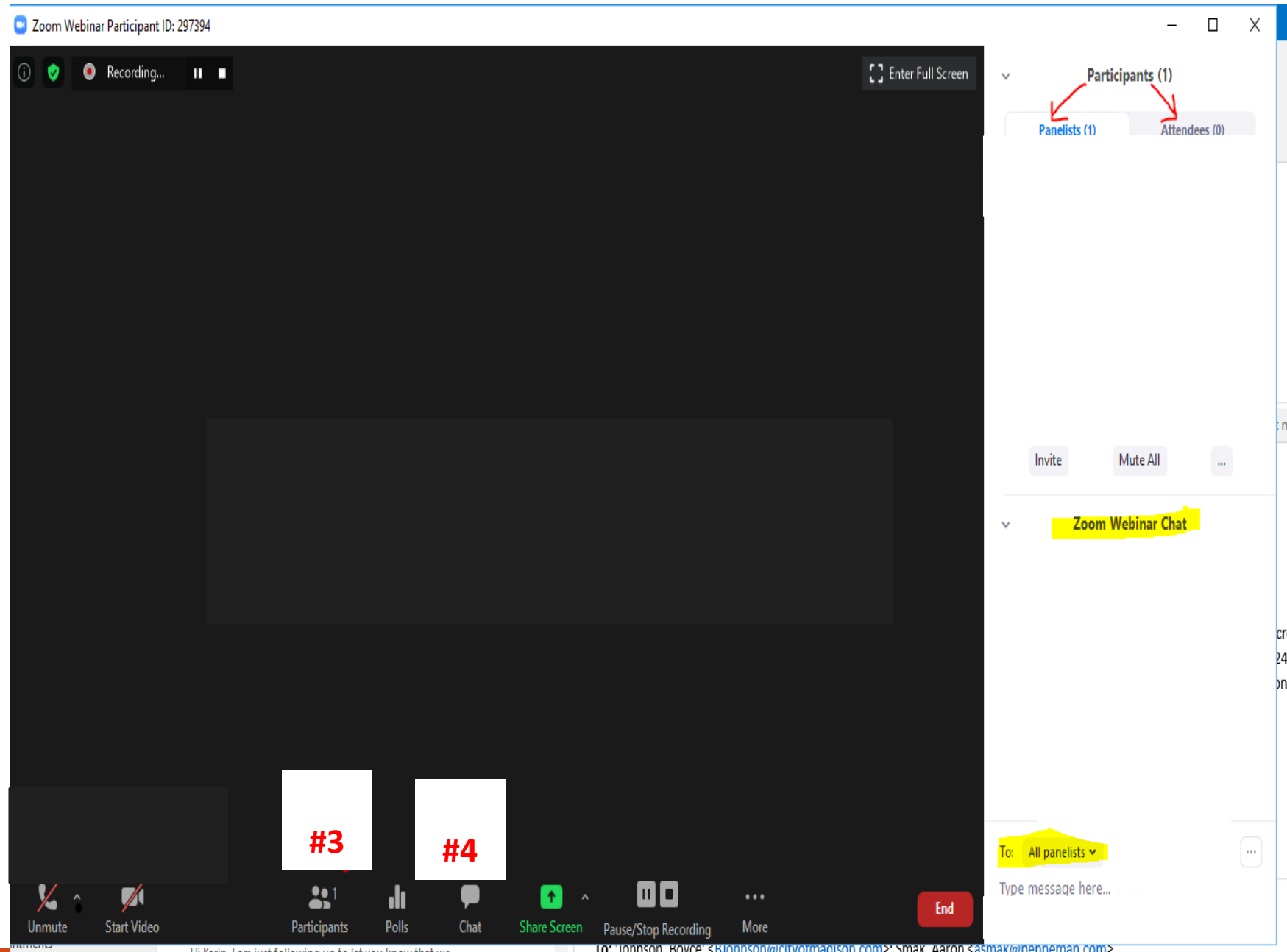
**#2** You will automatically enter the meeting with your webcam on; to turn the webcam off, hit the 'Start Video' icon until there is a red bar on the camera icon. **It is encouraged to attend the meeting with your webcam on.**



# Panelist Features

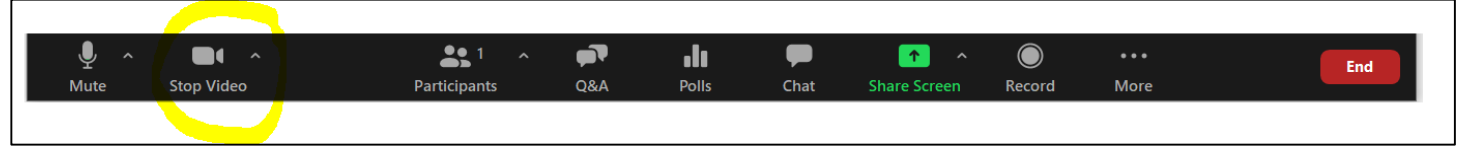
**#3** To view participants, click the participants button (people icon). The participants list (located in the upper right hand corner) will show you **panelists** (Board members/committee members/ staff) and **attendees** (members of the public)

**#4** To use the chat feature, select the chat button and then the chat box will appear in the lower right hand corner. Type here to be recognized by the Chair. **Be sure to send messages to “ALL panelists”**



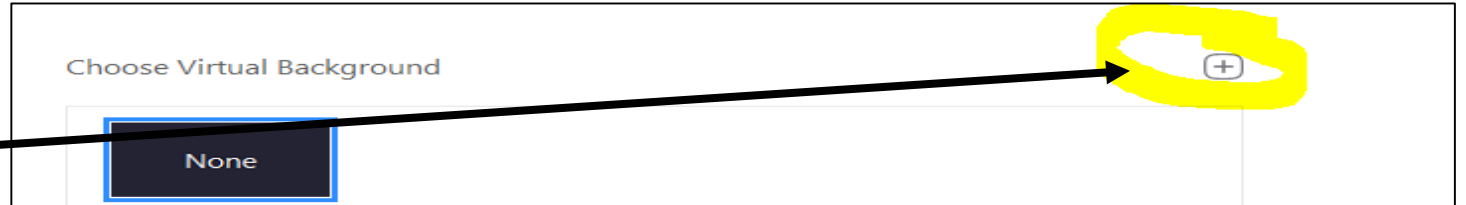
# Adding a Virtual Background

1. You can use a picture saved on your computer or iPad that you want to use as virtual background



2. Maneuver to the camera icon

3. Select "Choose Virtual Background"



4. Select the "plus sign"

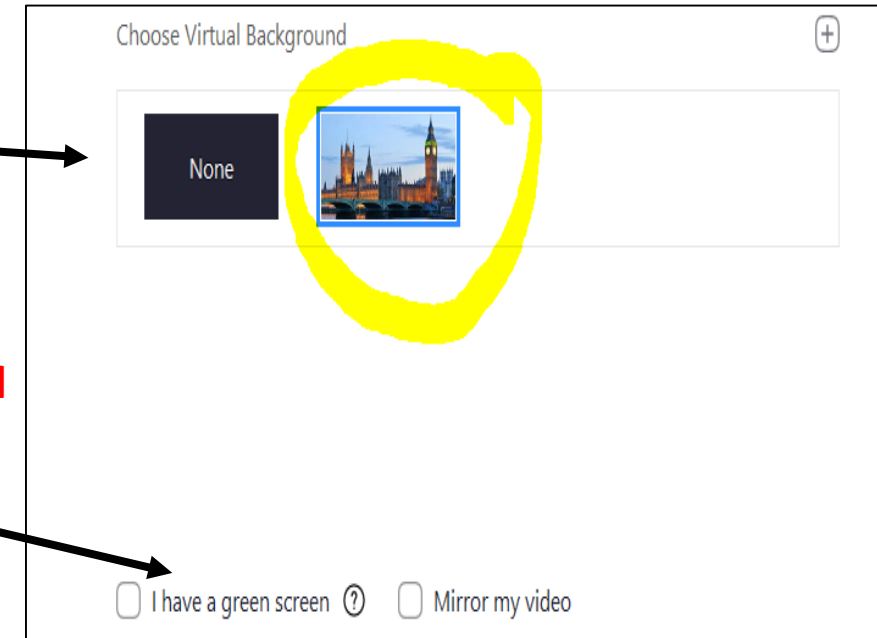
5. Select 'Add Image' and **then select a photo from your computer to display as your background**

6. Click on the background you want to use.

**Make sure "I have a green screen" and "Mirror my Video" are NOT checked**

7. Exit out of the pop-up

8. Your virtual background will be displayed



- CHAIR ANNOUNCEMENTS:
  - Follow the same meeting decorum as you would at an in-person meeting
  - Turn on your webcam
    - Everything you do is visible to the public
  - Meeting is being conducted virtually AND is being recorded
  - Public comments are welcomed and will be heard when the item members of the public registered for is before the board
  - Commissioners will be in charge of muting/unmuting themselves
  - Must stay muted when NOT speaking
  - Use the chat box to be recognized by the chair or to ask questions
  - Chat Box is a public record
  - Identify yourself prior to speaking
  - Address questions to the chair
  - Technology is not perfect. If, for whatever reason, the meeting freezes/terminates/people can't log in
    - Recess and restart meeting with the same login information OR Cancel meeting

If you have technology issues during the  
meeting, contact:

Rachel Rodriguez

At

608-266-4111