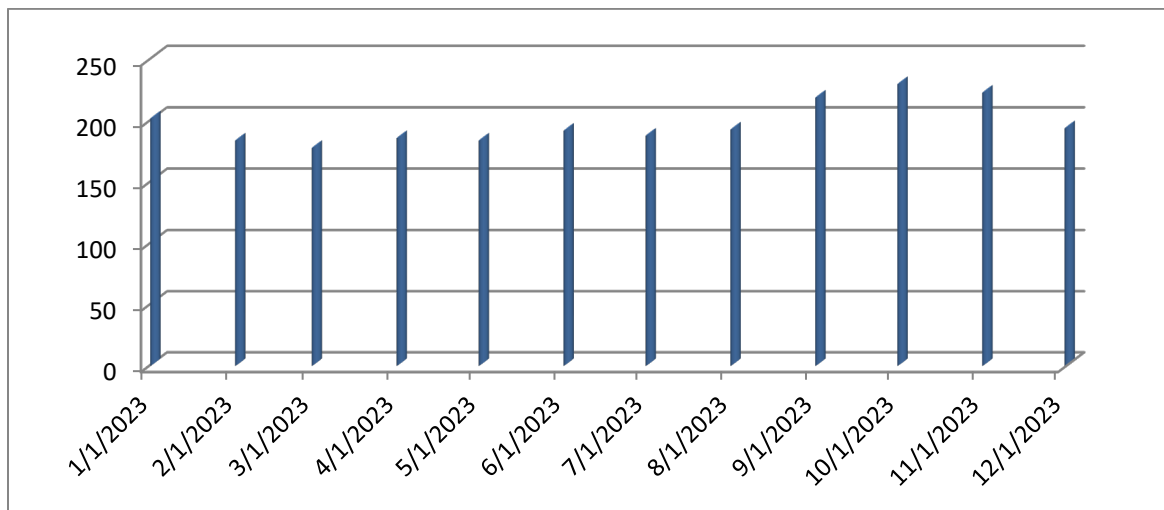




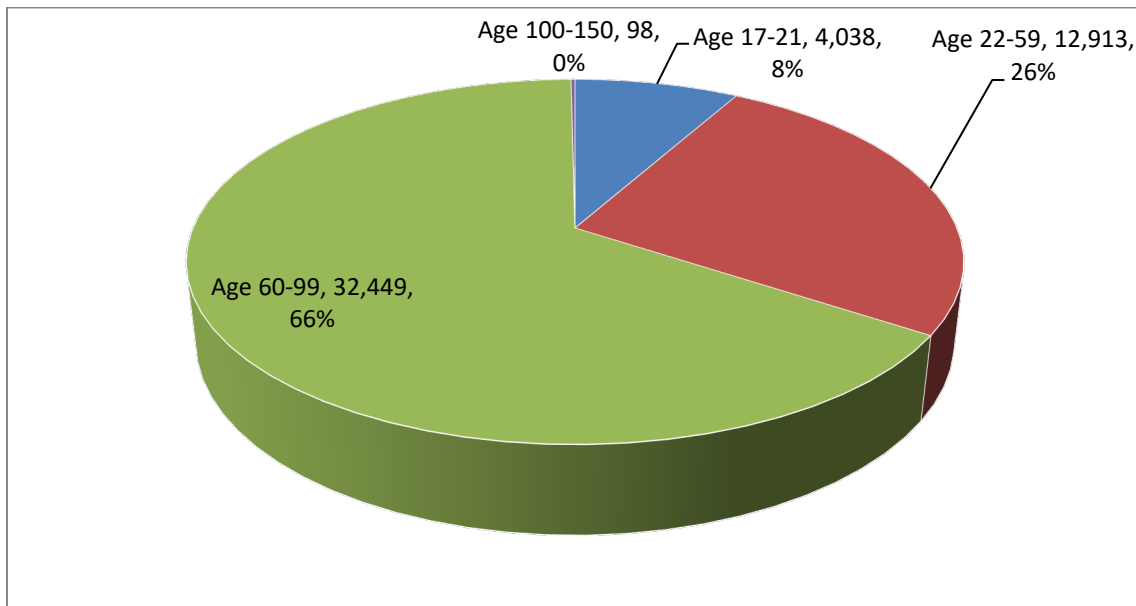
Breakdown of Contacts Per Month

No. of contacts	Month	No. of working days	Average per day
4259	January 2023	21	202
3684	February 2023	20	184
4094	March 2023	23	178
3722	April 2023	20	186
4060	May 2023	22	184
4048	June 2023	21	192
3762	July 2023	20	188
4450	August 2023	23	193
4399	September 2023	20	219
5057	October 2023	22	230
4917	November 2023	22	223
4067	December 2023	21	194



Consumer Age Groups

4,038	17-21
12,913	Age 22-59
32,449	Age 60-99
98	100-150
49,498	Total

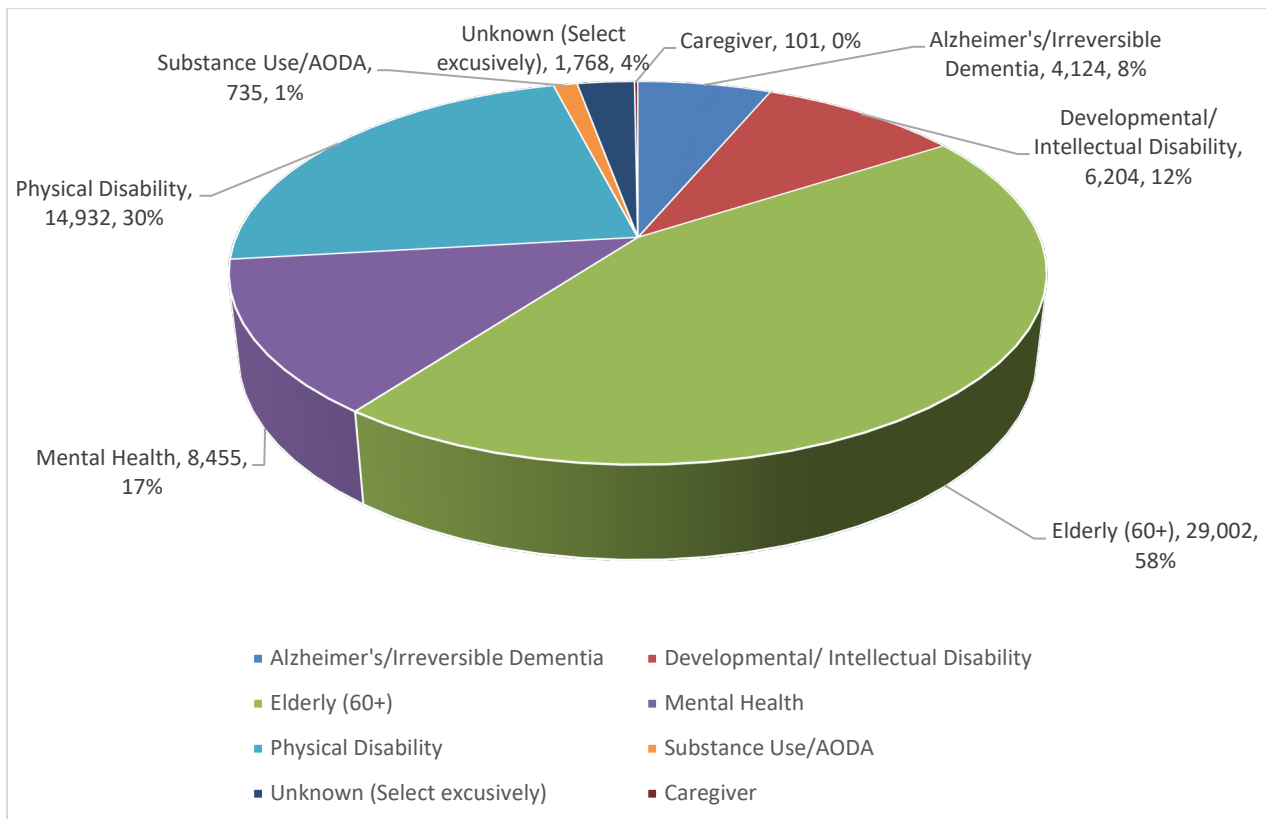


ADRC Data January to December 2023

Target Group

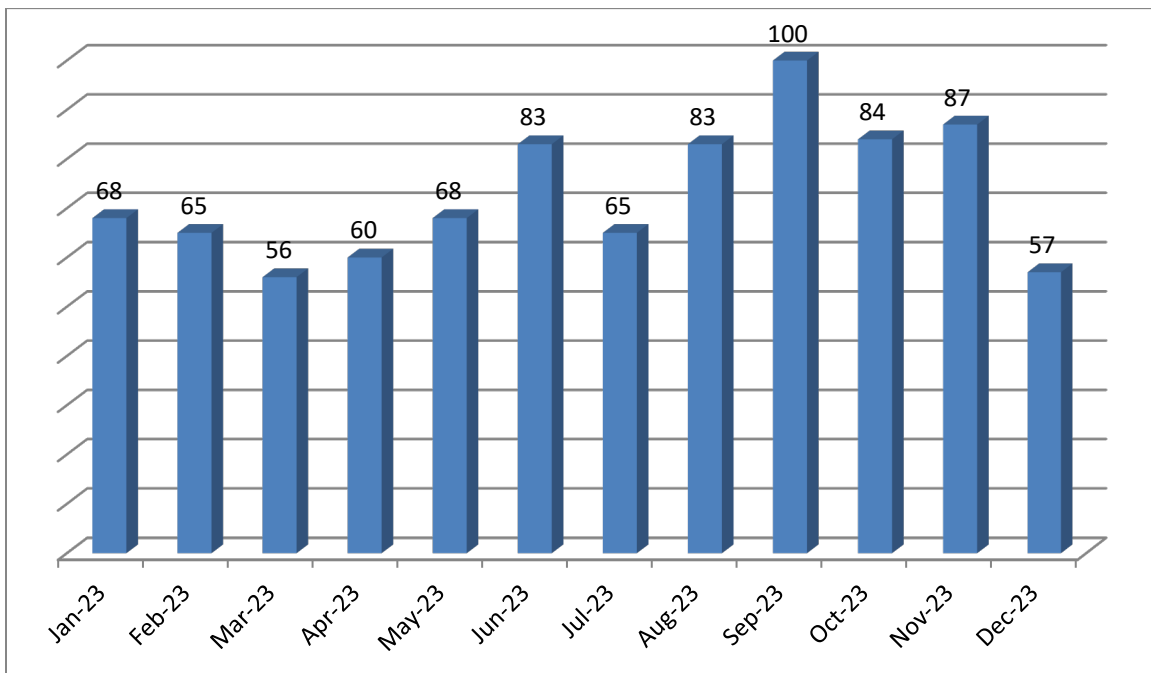
4,124	Alzheimer's/Irreversible Dementia
6,204	Developmental/ Intellectual Disability
101	Caregiver
29,002	Elderly: 60 or older
8,455	Mental Health
14,932	Physical Disability
735	Substance Use/AODA
1,768	Unknown (Select exclusively)
49,648	Total

*Some customers fall into multiple target groups



Email Inquiries

# Email Inquiries	Month
65	February 2023
56	March 2023
60	April 2023
68	May 2023
83	June 2023
65	July 2023
83	August 2023
101	September 2023
84	October 2023
87	November 2023
57	December 2023

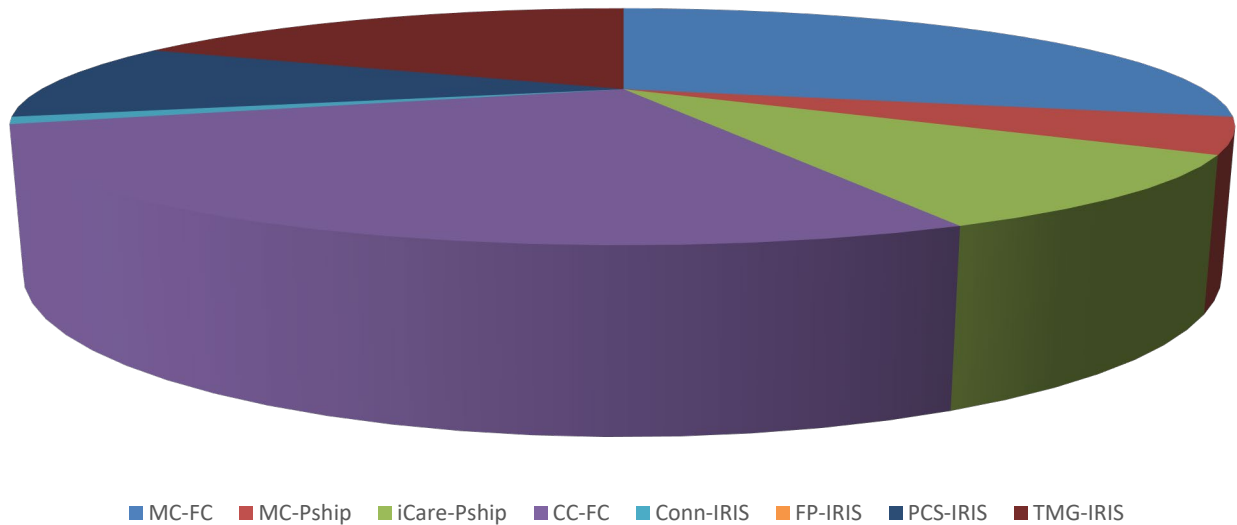


ADRC Data January to December 2023

December 2022-November 2023 Enrollments

	Jan 2023	Feb 2023	March 2023	April 2023	May 2023	June 2023	July 2023	Aug 2023	Sept 2023	Oct 2023	Nov 2023	Dec 2023
MC-FC	25	30	30	34	30	41	42	39	30	25	44	34
MC-PShip	9	10	9	6	5	8	10	8	16	17	15	10
iCare- PShip	9	11	11	12	7	15	13	16	12	9	8	9
CC-FC	20	27	21	12	21	19	16	22	21	26	32	18
Conn-IRIS	0	1	1	0	1	3	1	2	0	3	3	0
FP-IRIS	0	1	0	0	0	0	1	0	0	0	0	1
PCS-IRIS	10	9	8	18	13	10	8	16	16	8	12	9
TMG-IRIS	12	6	12	13	13	10	9	11	13	16	17	16
TOTAL YEAR-TO- DATE	85	180	272	367	457	563	663	777	885	989	1119	1217

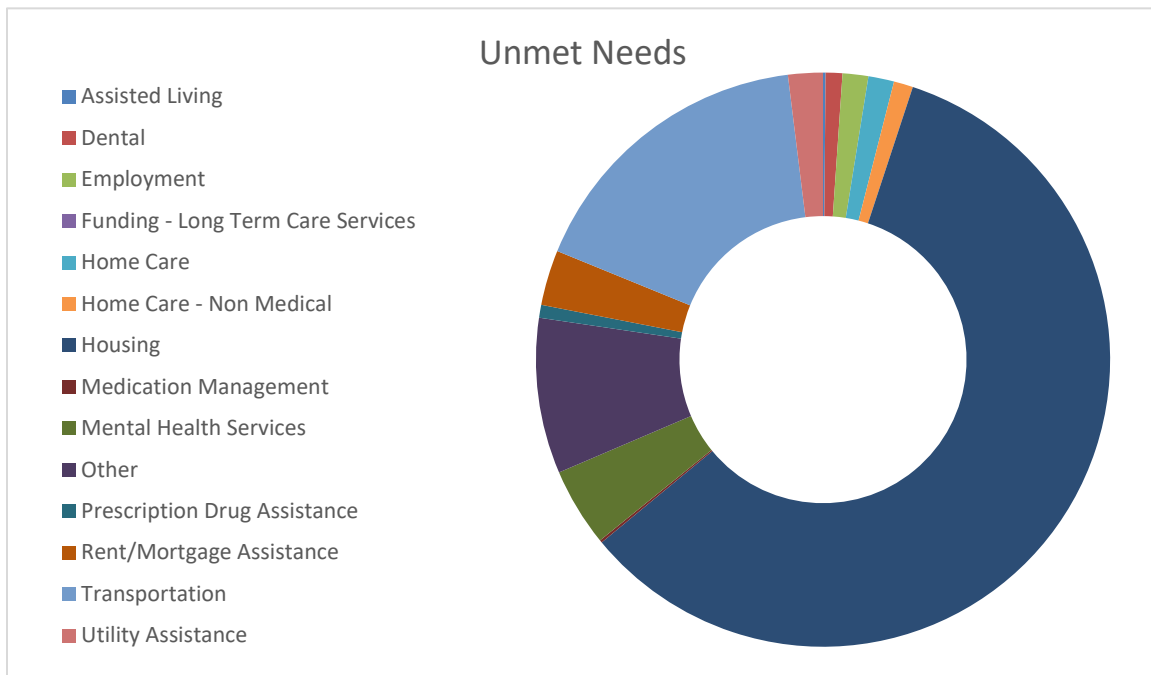
January 2023-December 2023 Enrollments



ADRC Data January to December 2023

UNMET NEEDS – 2022/2023

UNMET NEEDS	#
Accessible housing	18
Assisted Living (AFH, CBRF, RCAC)	2
Dental	13
Employment	20
Funding – Long Term Care Services	0
Home Care	20
Home Care – Non-Medical	15
Housing	814
Medication Management	2
Mental Health Services incl Case Mgmt	61
Other	121
Prescription Drug Assistance	10
Rent/Mortgage Assistance	43
Transportation	233
Utility Assistance	27



ADRC Data January to December 2023

TOPIC CATERGORIES DISCUSSED:

Topic Category	No. of Calls
Abuse and Neglect	638
Action Plan	152
Adaptive Equipment	712
Addictions	64
ADRC or Tribal Complaint	26
Alzheimer's and Other Dementia	1,181
Ancillary Services	114
Animals	43
Assisted Living (AFH, CBRF, RCAC)	2,314
Budget Assistance	215
Caregiving - Adult CG of Elder or Early Dementia	774
Caregiving - Elder CG of Child or Disabled Adult	43
Caregiving - Non-Elder CG of Dsbld Non-Elder Adult	67
Community I&R	3,611
Complaints (other)	641
COVID-19	50
Education	201
Emergency Preparedness	33
Employment	537
End of Life	315
Food	837
Health	717
Health Promotion	183
Home Services	3,723
Housing	2,830
Income Maintenance	518
Insurance	1,563
Legal Services	1,709
MDS Section Q Referrals	357
Medical Home Care	69
Mental Health	965
Non MDS Section Q	142
Nursing Home	1,057
Other	1,449

ADRC Data January to December 2023

Public Benefits LTC Programs	27,704
Public Benefits, Other	11,343
Recreation/Socialization	134
Referral for Evaluation	10
Referral for Financial-Related Needs	272
Referral for Private Pay Options	685
Request for Resource Materials by Organization	17
Safety	153
Taxes	115
Transportation	1,264
Veterans	389
Volunteer Opportunities	19
Voting	0
Wellness Check	4
Youth Transition	2,706
Total	50,461