

Forward Dane:

Understanding the data we're using
to assess our progress

Kat Grande, MPH

COVID-19 Data Team Lead







June 3, 2020



Forward Dane metric sources

- Wisconsin Department of Health Services
- Centers for Disease Control and Prevention
- World Health Organization
- Harvard Global Health Institute
- Wisconsin Public Health Northern Region COVID-19 plan
- Medical College of Wisconsin
- City of Milwaukee Health Department, Seattle, New York City
- Analyses of Dane County COVID-19 epidemic data

Forward Dane alignment with state

Badger Bounce Back metrics

Indicator	Metric	Status
Symptoms	Downward trajectory of influenza-like illnesses (ILI) reported within a 14-day period.	
Symptoms	Downward trajectory of COVID-like syndromic cases reported within a 14-day period.	
Cases	Downward trajectory of positive tests as a percent of total tests within a 14-day period.	
Hospitals	95% of hospitals affirm that they can treat all patients without crisis standards of care.	
Hospitals	95% of all hospitals affirm that they have arranged for testing for all symptomatic clinical staff treating patients at the hospital per CDC guidelines.	
Health care	Downward trend of COVID-19 cases among health care workers calculated weekly.	

 green indicator = gating criteria met
 red indicator = gating criteria not met

Forward Dane metrics

(process measure)



Below a threshold of 5% positive tests



Below a threshold of 4 new cases per day



Lab reporting timeliness + contact tracing



Community spread



Testing

Epidemiology

Percent Positive Tests

Below a threshold of 5% for positive tests as a percent of total tests averaged across most recent 14 days period



1%

Cases per Day

Below a low incidence threshold of 4 cases per day averaged over a 14 days period



15

Healthcare

Tests Conducted

Testing supplies and staff facilitate adequate testing for disease control and surveillance (goal of 800 in most recent 14-day period)

1,098

Testing for Healthcare Workers

Robust testing in place for health care workers

100%

Healthcare

Cases Treated without Crisis Care

Treat all cases without crisis care, including facility use, staffing, and critical supply

100%

Healthcare Workers with COVID-19

Decreasing or stable numbers of infected health care workers

stable

Public Health

Lab reporting timeliness and contact tracing

All positive cases be reported and interviewed quickly to facilitate rapid isolation for disease control

65%

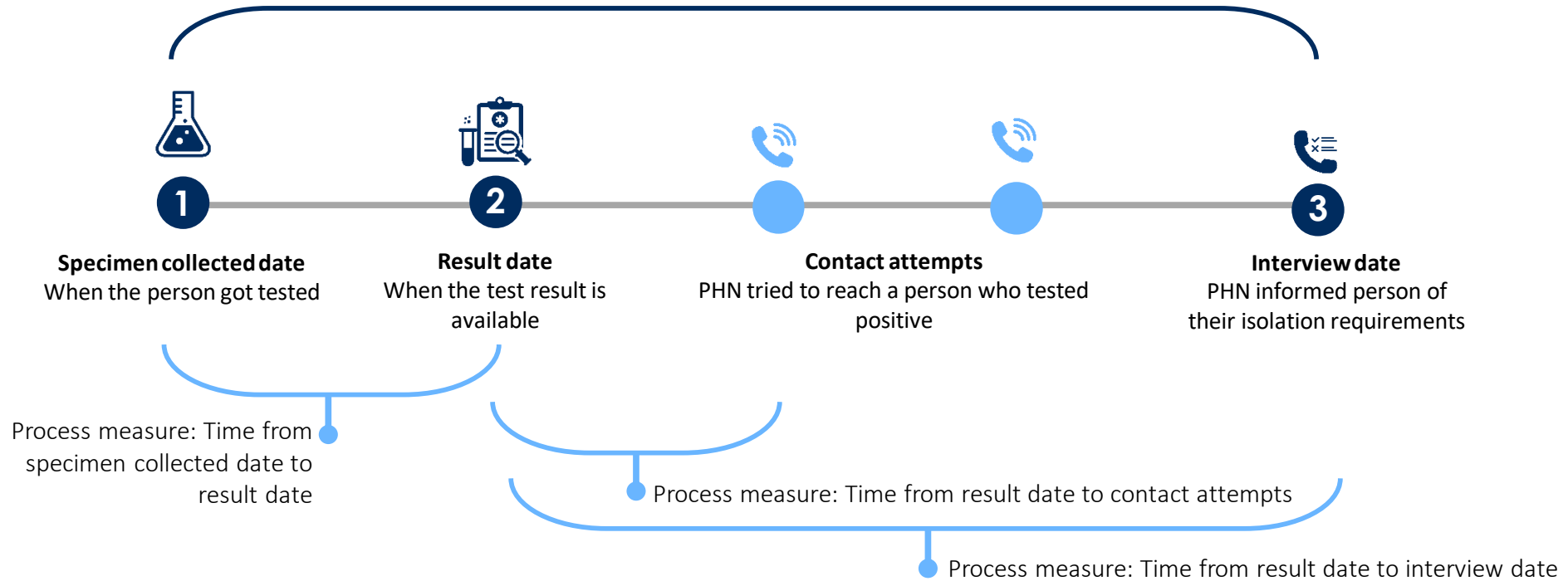
Community Spread

Proportion of contacted COVID-19 cases who don't know where they could have gotten COVID in most recent 14 day period

22%

Timeline: Test to interview

Forward Dane Contact tracing measure: Time from specimen collected date to interview date



COVID-like Symptoms

Downward trajectory of COVID-like syndromic cases reported within a 14 days period

