







Legend



Significant Soils Steep slopes

- | | |
|---|--|
|  Class 1 |  12 to 20% |
|  Class 2 |  Greater than 20% |

- | |
|--|
|  floodplain |
|  Wetland |

**Petition 10683
Elleson**

