





remnant parcel

Suggested Building Envelope Area

Legend

- | | |
|--|--|
|  Wetland | Steep slopes |
|  Floodplain |  12 to 20% |
| |  Greater than 20% |



**Petition 10788
Witmer-Kean**

