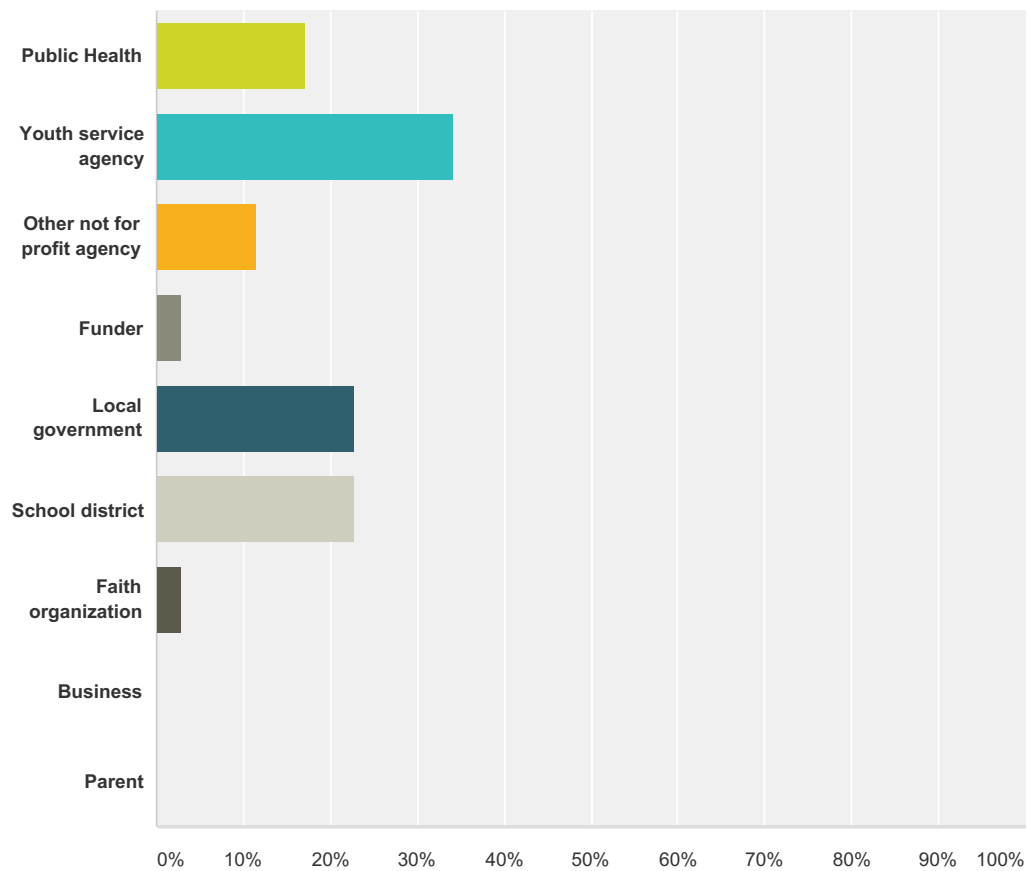


Q1 Please indicate your organization or affiliation.

Answered: 35 Skipped: 2



Answer Choices	Responses
Public Health	17.14% 6
Youth service agency	34.29% 12
Other not for profit agency	11.43% 4
Funder	2.86% 1
Local government	22.86% 8
School district	22.86% 8
Faith organization	2.86% 1
Business	0.00% 0
Parent	0.00% 0
Total Respondents: 35	

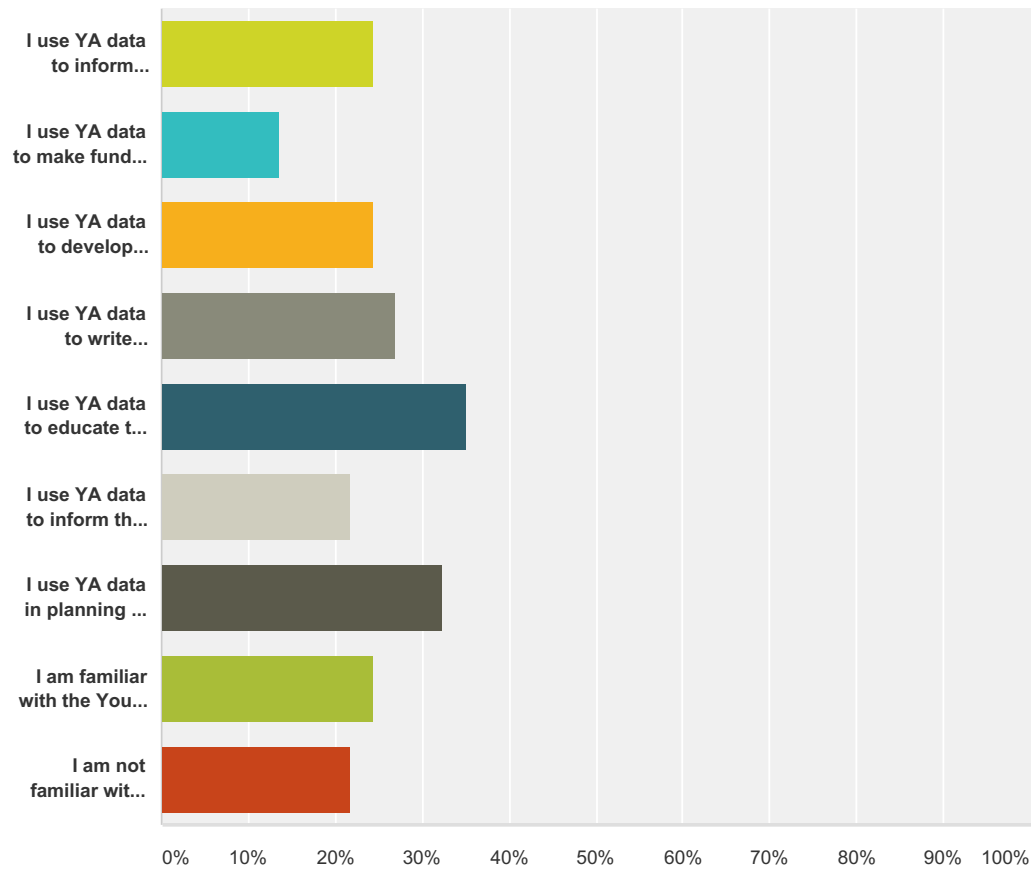
#	Other	Date
1	Healthy Kids Collaborative of Dane County	3/2/2017 2:10 PM

Youth Assessment Stakeholder Input

2	AmeriCorps	2/28/2017 4:15 PM
3	College	2/27/2017 11:52 AM
4	Dane County UWEX 4-H Youth Development	2/24/2017 12:11 PM

Q2 How have you used Youth Assessment data? Choose all that apply.

Answered: 37 Skipped: 0



Answer Choices		Responses	
I use YA data to inform public policy.		24.32%	9
I use YA data to make funding decisions.		13.51%	5
I use YA data to develop youth programs and services.		24.32%	9
I use YA data to write grants.		27.03%	10
I use YA data to educate the community on youth issues and trends (e.g. town hall meetings, etc.)		35.14%	13
I use YA data to inform the decision-making of consortia, coalitions or other planning groups or initiatives.		21.62%	8
I use YA data in planning for my organization.		32.43%	12
I am familiar with the Youth Assessment, but do not use the data.		24.32%	9
I am not familiar with the Youth Assessment.		21.62%	8
Total Respondents: 37			

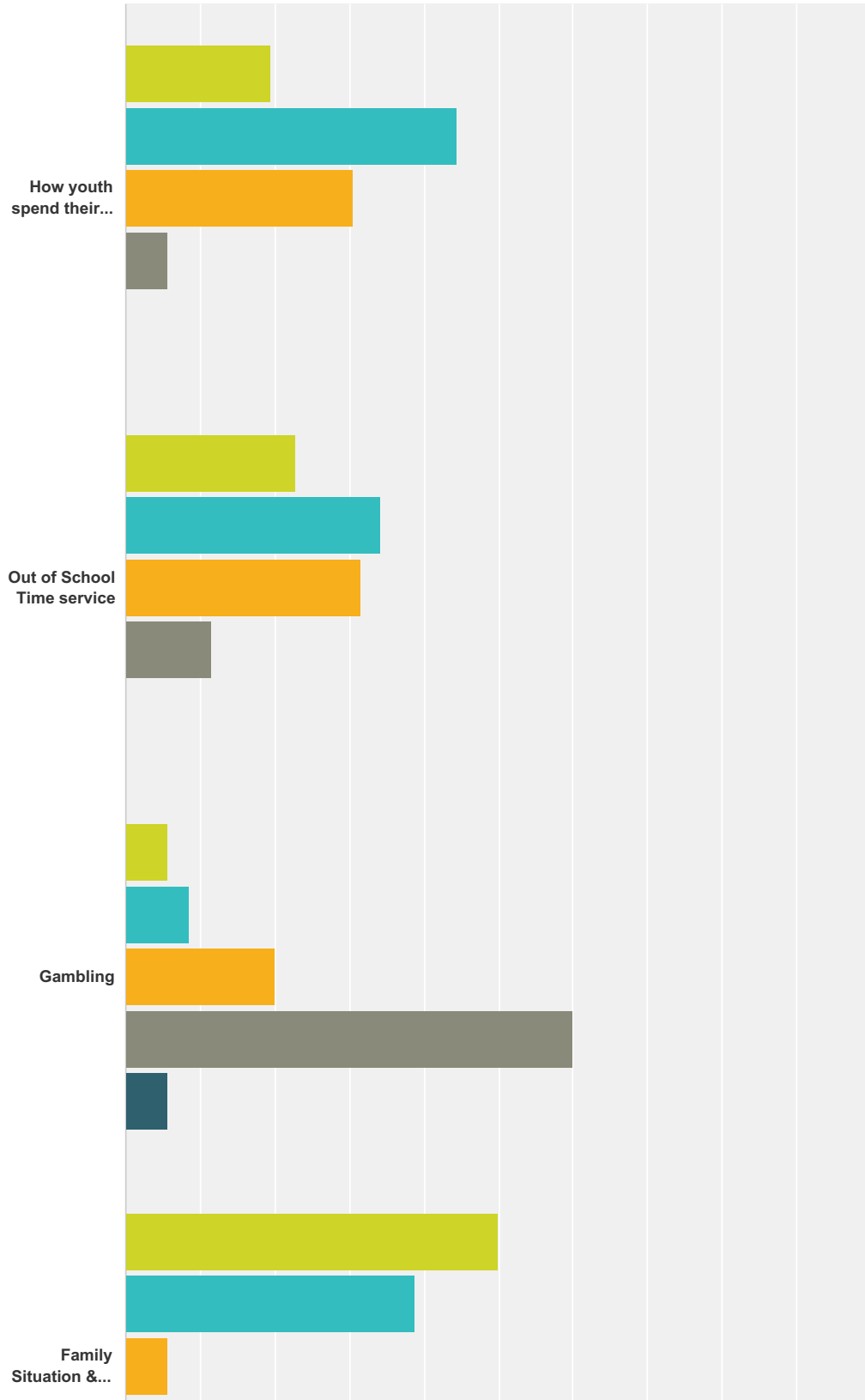
#	Other (please specify)	Date
1	Just reviewed this year. Having difficulty getting it out of spss	3/2/2017 2:10 PM

Youth Assessment Stakeholder Input

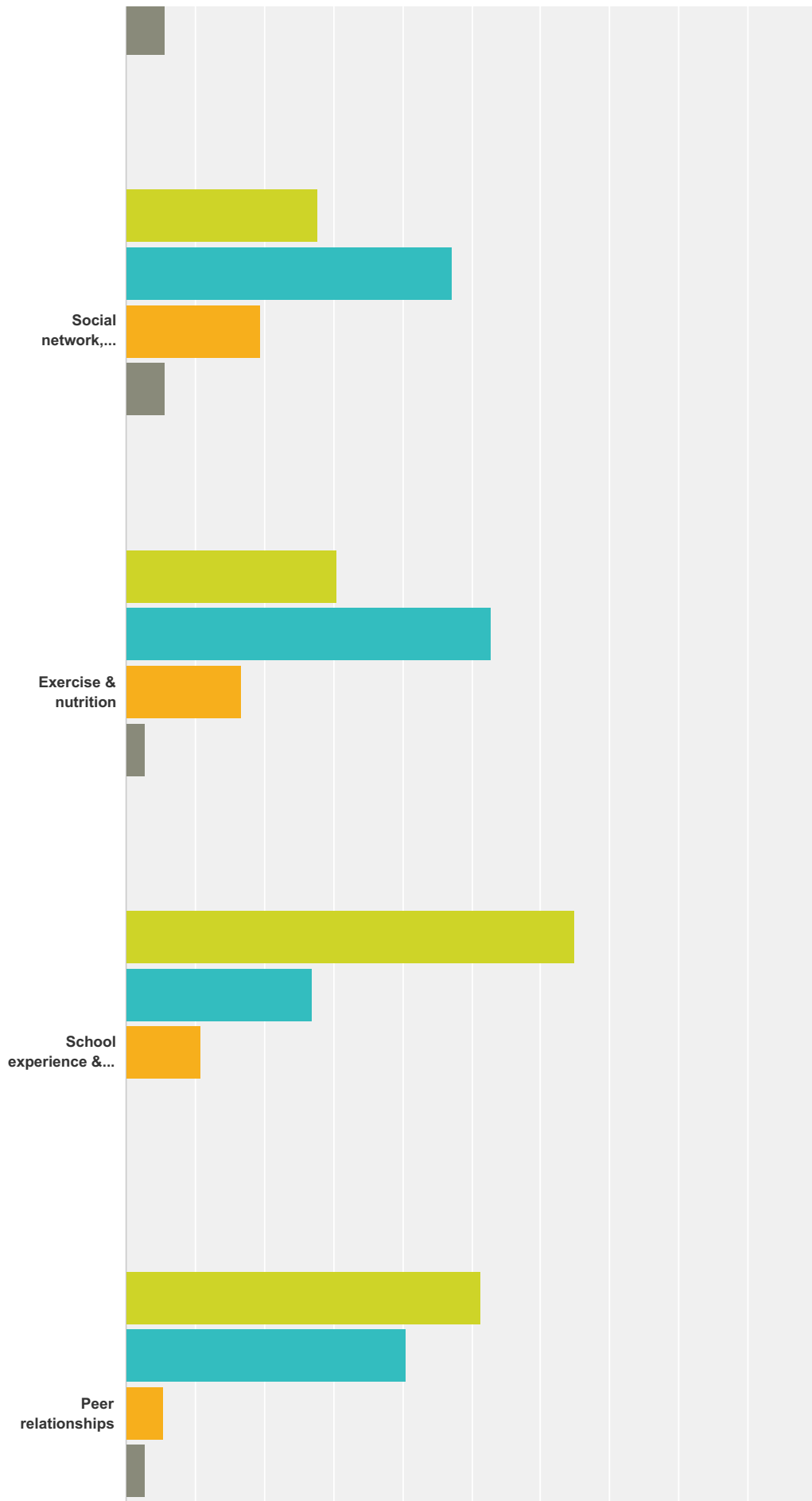
2	We use the YA data in By Youth For Youth to determine youth needs & funding priorities	2/24/2017 12:11 PM
3	Informative papers	2/18/2017 10:10 PM

Q3 Please indicate what issues are most important to include in the Youth Assessment

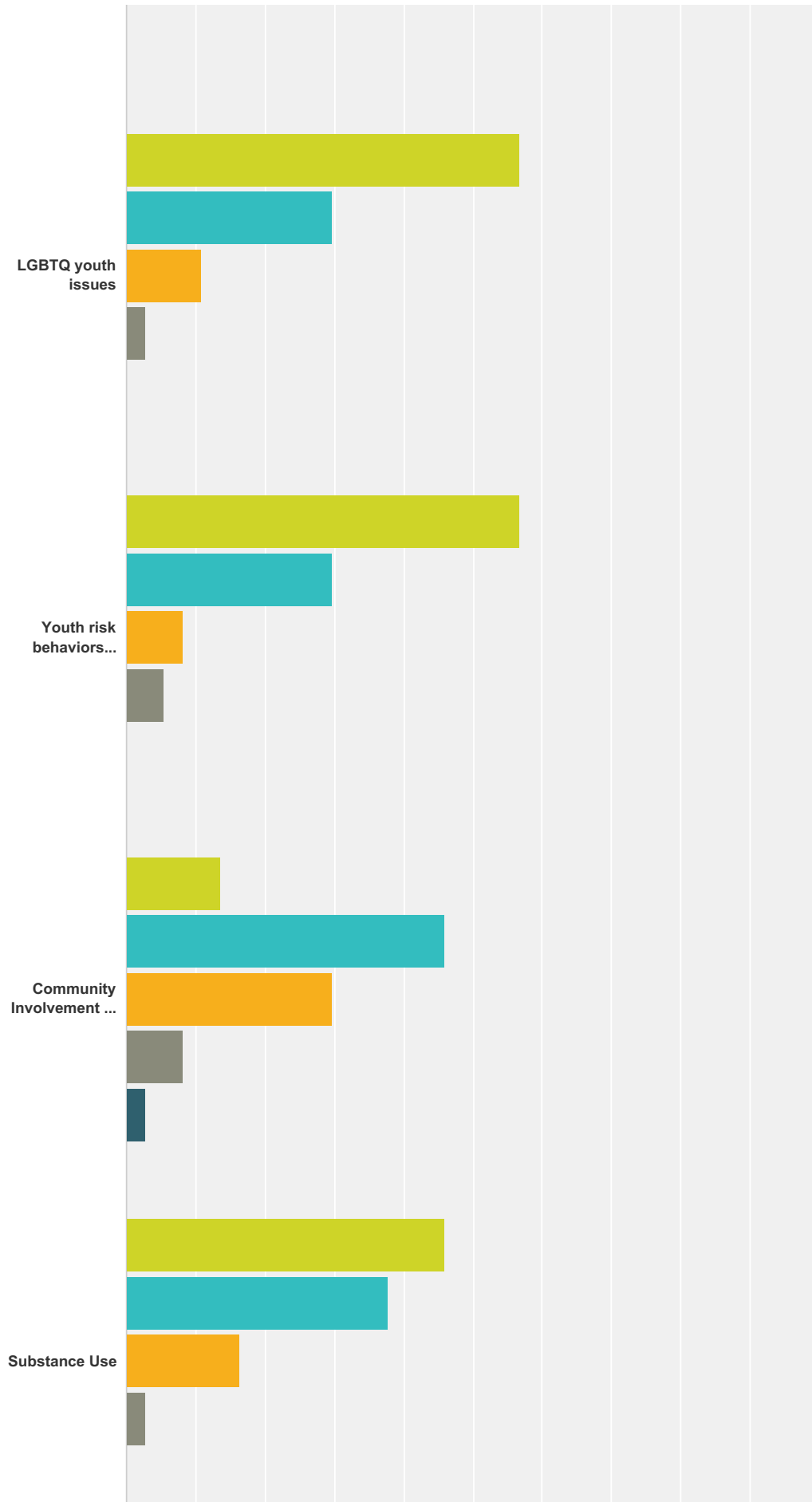
Answered: 37 Skipped: 0



Youth Assessment Stakeholder Input



Youth Assessment Stakeholder Input



Youth Assessment Stakeholder Input

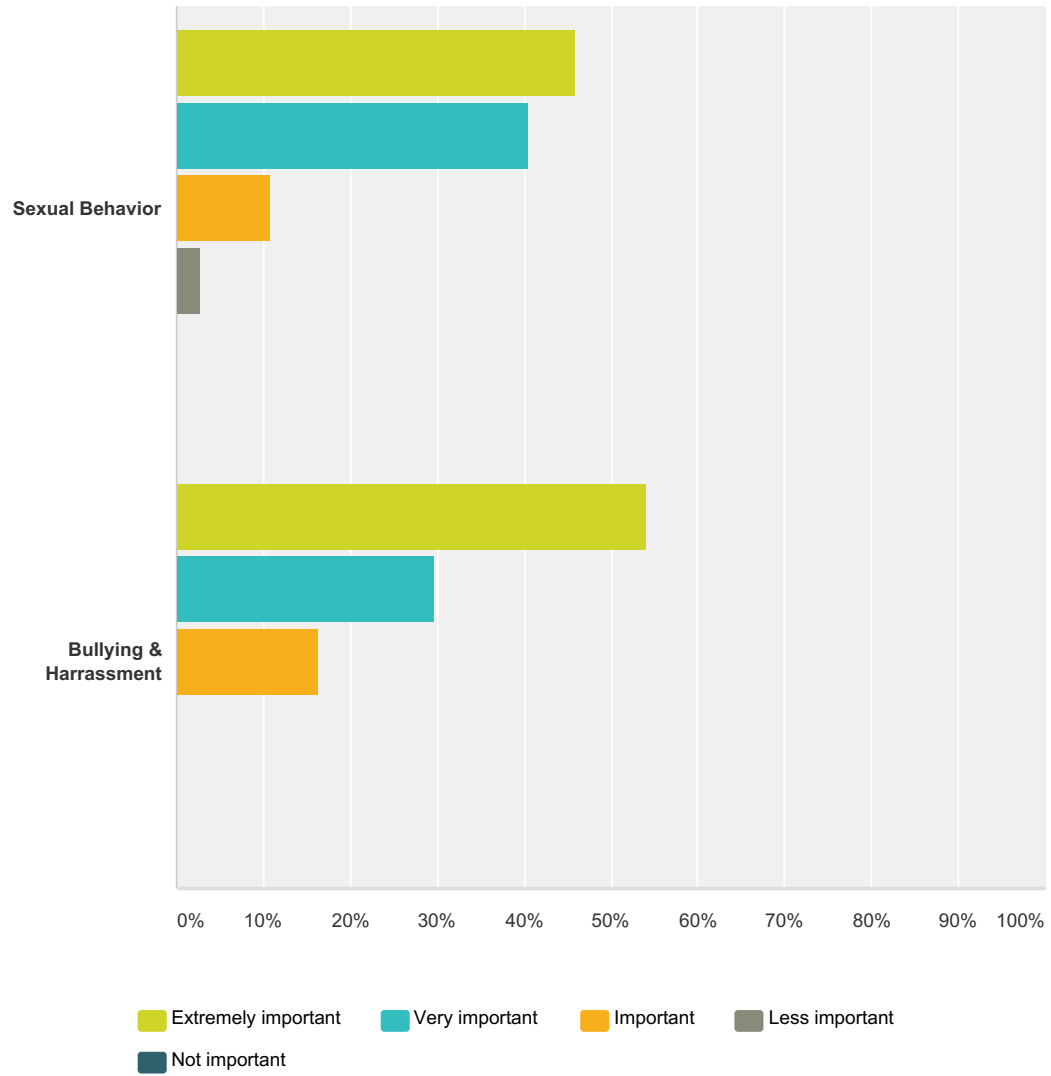
Tobacco Use

Mental Health

Suicide

Gang Involvement

Youth Assessment Stakeholder Input



	Extremely important	Very important	Important	Less important	Not important	Total Respondents
How youth spend their time (recreation, reading, working, etc.)	19.44% 7	44.44% 16	30.56% 11	5.56% 2	0.00% 0	36
Out of School Time service	22.86% 8	34.29% 12	31.43% 11	11.43% 4	0.00% 0	35
Gambling	5.71% 2	8.57% 3	20.00% 7	60.00% 21	5.71% 2	35
Family Situation & Parent relationships	50.00% 18	38.89% 14	5.56% 2	5.56% 2	0.00% 0	36
Social network, Internet, cell phone use	27.78% 10	47.22% 17	19.44% 7	5.56% 2	0.00% 0	36
Exercise & nutrition	30.56% 11	52.78% 19	16.67% 6	2.78% 1	0.00% 0	36
School experience & engagement	64.86% 24	27.03% 10	10.81% 4	0.00% 0	0.00% 0	37
Peer relationships	51.35% 19	40.54% 15	5.41% 2	2.70% 1	0.00% 0	37

Youth Assessment Stakeholder Input

LGBTQ youth issues	56.76% 21	29.73% 11	10.81% 4	2.70% 1	0.00% 0	37
Youth risk behaviors (truancy, law violations, dating violence, etc.)	56.76% 21	29.73% 11	8.11% 3	5.41% 2	0.00% 0	37
Community Involvement & Volunteering	13.51% 5	45.95% 17	29.73% 11	8.11% 3	2.70% 1	37
Substance Use	45.95% 17	37.84% 14	16.22% 6	2.70% 1	0.00% 0	37
Tobacco Use	35.14% 13	32.43% 12	27.03% 10	5.41% 2	2.70% 1	37
Mental Health	70.27% 26	21.62% 8	5.41% 2	2.70% 1	0.00% 0	37
Suicide	63.89% 23	30.56% 11	2.78% 1	0.00% 0	2.78% 1	36
Gang Involvement	40.54% 15	45.95% 17	8.11% 3	2.70% 1	2.70% 1	37
Sexual Behavior	45.95% 17	40.54% 15	10.81% 4	2.70% 1	0.00% 0	37
Bullying & Harrassment	54.05% 20	29.73% 11	16.22% 6	0.00% 0	0.00% 0	37

#	Other (please sprecify)	Date
1	Pornography - Very Important	3/1/2017 4:29 PM
2	Housing insecurity, food insecurity	2/27/2017 11:52 AM
3	Race/ethnicity discrimination; gender discrimination	2/24/2017 12:11 PM
4	access to firearms	2/21/2017 2:35 PM
5	Gender identity issues seem to be more complex these days	2/18/2017 6:03 PM
6	Sexual violence perpetration not just victimization. Highly important!!	2/17/2017 6:32 PM
7	Community Safety & Police Violence, Race Relations	2/17/2017 4:52 PM

Youth Assessment Stakeholder Input

Q4 Are there emerging youth trends or issues that should be considered for inclusion in the Youth Assessment?

Answered: 21 Skipped: 16

#	Responses	Date
1	I think intentional self harm should be included/asked about in language that does not ask about only cutting.	2/28/2017 4:15 PM
2	Vaping behavior - in previous smokers and non-smokers	2/28/2017 12:17 PM
3	Housing insecurity, employment	2/27/2017 11:52 AM
4	Please capture the diverse array of gender identities that our students embody. Ask, What is your gender identity? Female, Male, Both, Neither	2/27/2017 11:45 AM
5	Social media bullying/micro-aggressions, LGBTQ discrimination	2/24/2017 12:11 PM
6	The experience of GNCT (gender non conforming and trans) kids in our community (more specific questions about gender identity, support resources (parent and peer attitudes), etc	2/22/2017 9:17 AM
7	vaping defining sex behaviors. "sex" - breaking out vaginal, oral, anal.	2/22/2017 8:02 AM
8	Video gaming, abusive family relationships, current access to resources & insurance	2/21/2017 2:16 PM
9	The issue of cutting/self-harm. Prescription Medication Abuse. Vaping.	2/21/2017 12:11 PM
10	- If youth are living in doubled-up housing situations (with relatives, cousins, etc.) - "illegal drugs" category should be broken down into more specific drugs/drug types	2/20/2017 1:54 PM
11	Transgender inclusion, environmental information	2/20/2017 10:31 AM
12	The idea of intersectionality is becoming very important so looking at how drug use or mental health are different depending on the combination of income, race, location, gender, lgbtq affinity, immigration status, mobility, etc.	2/20/2017 10:30 AM
13	Youth attitudes towards religions, especially Muslims. Also their positions regarding undocumented peers/adults. Are youth becoming more politically active?	2/20/2017 9:49 AM
14	Mental health seems to be on the rise for youth and educational gaps for youth of color continue despite awareness	2/20/2017 8:45 AM
15	There are many opportunities for youth but are they connected...questions about access to programs, knowledge that they exist, if they find them helpful, etc. would be great!	2/20/2017 8:44 AM
16	I wonder about addressing barriers to engagement in prosocial activities in a broader way.	2/20/2017 8:03 AM
17	Technology usage, relationships	2/18/2017 10:10 PM
18	see above	2/18/2017 6:03 PM
19	Yes sexual violence perpetuation in youth is highly correlated with serial offenders of sexual violence. Important to know perpetration not just victimization. Also, in addition to questions about sexual abuse and assault and harassment (i.e. has anyone ever touched your body without your consent/made sexual comments about you that made you uncomfortable).	2/17/2017 6:32 PM
20	Involvement/participation/interest in youth- initiated groups.	2/17/2017 4:49 PM
21	Racial Tensions & Affect	2/17/2017 3:47 PM

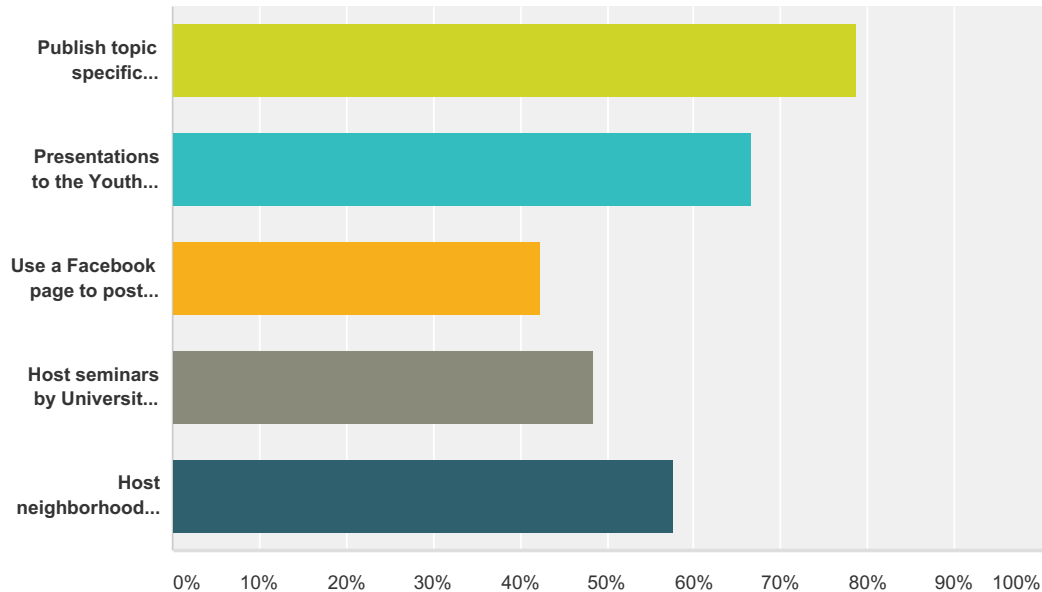
Q5 What Survey items/content area do you use in research, grant writing, program development, etc. that you absolutely need included in the next DCYA? To avoid confusion, please identify the section number and item letter by using the list of DCYA items attached to the e-mail for this survey.

Answered: 17 Skipped: 20

#	Responses	Date
1	We would be very interested in the exercise and nutrition variables	3/2/2017 2:10 PM
2	2 C, E; 3 F; 4 B, D, E, I; 5 A, B; 6 B; 8 A, B, C; 11 A, B, C, D, E; 12 A, B, F; 13 F; 16; 21 A, B, C; 22 A, B, C, D, G, L; 23 A, B; 24 B, C; 28 A, C, F	2/27/2017 2:29 PM
3	Those checked "very important" above	2/27/2017 11:45 AM
4	N/A	2/24/2017 12:11 PM
5	6, 12, and 13	2/22/2017 9:17 AM
6	#15 , A and B #16, A and B	2/21/2017 4:42 PM
7	Demographic information, LGBTQ, tobacco, alcohol, drug use, mental health, and suicide	2/21/2017 2:35 PM
8	Sexuality, substance use, mental health	2/21/2017 2:16 PM
9	N/A	2/21/2017 12:11 PM
10	2) H) 3) F) 11) C) 22) I) K) L) M) N) 23) all 26) B) C) 28) A)	2/20/2017 1:54 PM
11	I feel that #2, #3, and #5 are three things I would need included in the next DCYA due to them all having something in common.	2/20/2017 10:31 AM
12	#2, #4, #5, #6, #11	2/20/2017 8:45 AM
13	2, 11, 22, 23, 24 28	2/20/2017 8:44 AM
14	All of 4,5,6,11	2/18/2017 10:10 PM
15	Please send out copy of survey for reference. I do not know at this time.	2/17/2017 6:32 PM
16	Youth interest in volunteering, school interest groups, leadership opportunities	2/17/2017 4:49 PM
17	I don't use the data, because its lengthy, I haven't found a hard facts format of the data yet.	2/17/2017 3:47 PM

Q6 In addition to the report posted on the Dane County web site, how else might the Youth Assessment planning committee report on or distribute data to increase its usefulness to you?

Answered: 33 Skipped: 4



Answer Choices	Responses
Publish topic specific reports (e.g. Alcohol use, mental health issues, nutrition, etc.)	78.79% 26
Presentations to the Youth Resource Network, schools or other professional groups	66.67% 22
Use a Facebook page to post relevant data points on an on-going basis	42.42% 14
Host seminars by University researchers who use the data	48.48% 16
Host neighborhood townhall meetings	57.58% 19
Total Respondents: 33	

#	Other (please specify)	Date
1	Host youth focus groups to process the data/come up with ways to address issues?	2/24/2017 12:11 PM
2	Publish topic specific reports in peer-reviewed journal	2/21/2017 2:35 PM
3	Send school or district-specific results to that community	2/20/2017 1:54 PM
4	Presentations towards other committees and informative towards community	2/18/2017 10:10 PM
5	Have youth led forums on topics	2/17/2017 6:32 PM
6	Share data with youth groups	2/17/2017 4:49 PM

Q7 What else would you like the DCYA Steering Committee to know in preparation for the 2018 Youth Assessment?

Answered: 9 Skipped: 28

#	Responses	Date
1	For the DCYA, in order to compare Dane County data to state and national data, we should be using YRBS questions as much as possible along with other validated questions so comparisons can be made and the questions can be trusted. I've heard this from several community partners who wish they could use the data to compare themselves to others. Without comparisons, it's hard to show how we are doing as a community. Also, to allow for data to be used confidently, there needs to be more information on methodology and the sampling procedures to ensure that the survey is being administered properly. Perhaps using the UW Survey Center to help design and develop the survey would be good to ensure the survey is validated and can be used with confidence. This is an important tool for our community and we should make it as strong as we can so it can be used appropriately and confidently.	3/1/2017 1:40 PM
2	Employment and thoughts on a career pathway. Especially how many youth have thought careers that may not require a Bachelor's Degree or more to achieve.	2/26/2017 7:24 PM
3	Thank you for this important work that you do!	2/24/2017 12:11 PM
4	would like as many questions as possible to be exactly the same as the YRBS questions so we can compare data to statewide and national data.	2/22/2017 8:02 AM
5	Consistency of questions between the survey years is very important for trend analysis.	2/21/2017 2:35 PM
6	Madison Metro School District is interested in improving/increasing our use of this data source	2/21/2017 2:16 PM
7	Please keep working with stakeholders to improve this process.	2/20/2017 8:03 AM
8	Thank you! This is such a valuable resource. If you don't already, would suggest contacting a trauma informed care specialist about how to word questions and put trigger warning on survey.	2/17/2017 6:32 PM
9	Encourage students to provide input as to emerging needs.	2/17/2017 4:49 PM