

Dane County Department of Human Services

Behavioral Health

Statutory Responsibility

- For the well-being, treatment and care of the mentally ill, developmentally disabled, alcoholic and other drug dependent citizens residing within its county.
- Limited to the programs, services and resources that the county board of supervisors is reasonably able to provide **within the limits** of available state and federal funds and of county funds required to be appropriated to match state funds.

§51.42(1)(b)

Who We Serve

- Dane County residents who are uninsured.
- Individuals who need treatment for substance use or withdrawal management.
- Individuals in crisis.
- Individuals who meet the eligibility criteria for other earmarked State funded programs and grants.

Payers for Care



Mandated Services - AODA

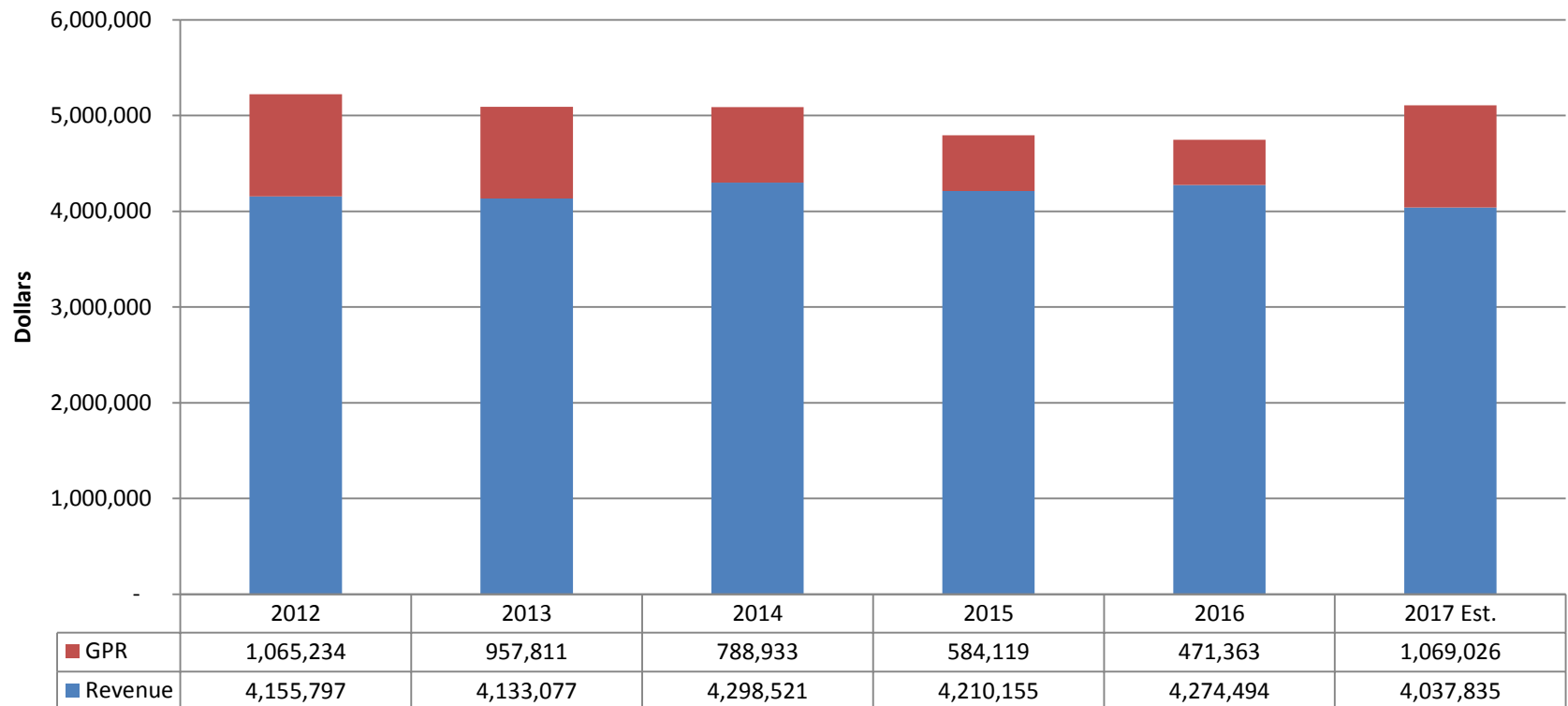
- Emergency services, i.e.: Detoxification
 - Community-based treatment services
 - Other services specified by the funding source, i.e.:
prevention services
- First priority for admission must be pregnant injecting drug users.

DCDHS AODA Contracted Agencies

Outpatient	Day Treatment	Transitional Residential	Residential
Journey Mental Health Center	Tellurian	North Bay Lodge	Hope Haven
UW-AADAIP (adolescents)	ARC Community Services	Chris Farley House	Tellurian
Jessie Crawford Recovery Center (Drug Court only)			
Hope Haven (Pathfinder only)			Treatment Readiness Center (Detox)

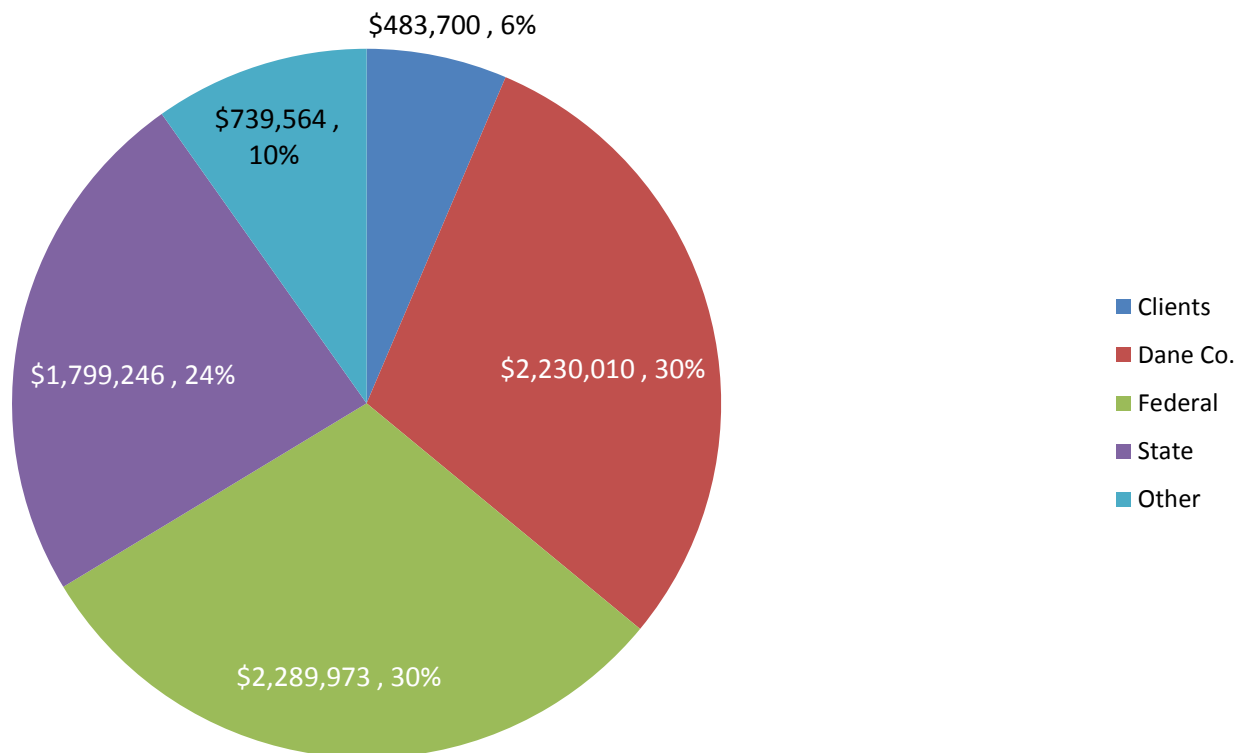
Expenditures - AODA

**DCDHS Actual AODA Expenditures by GPR and Revenue 2012-2016
and 2017 Estimate**



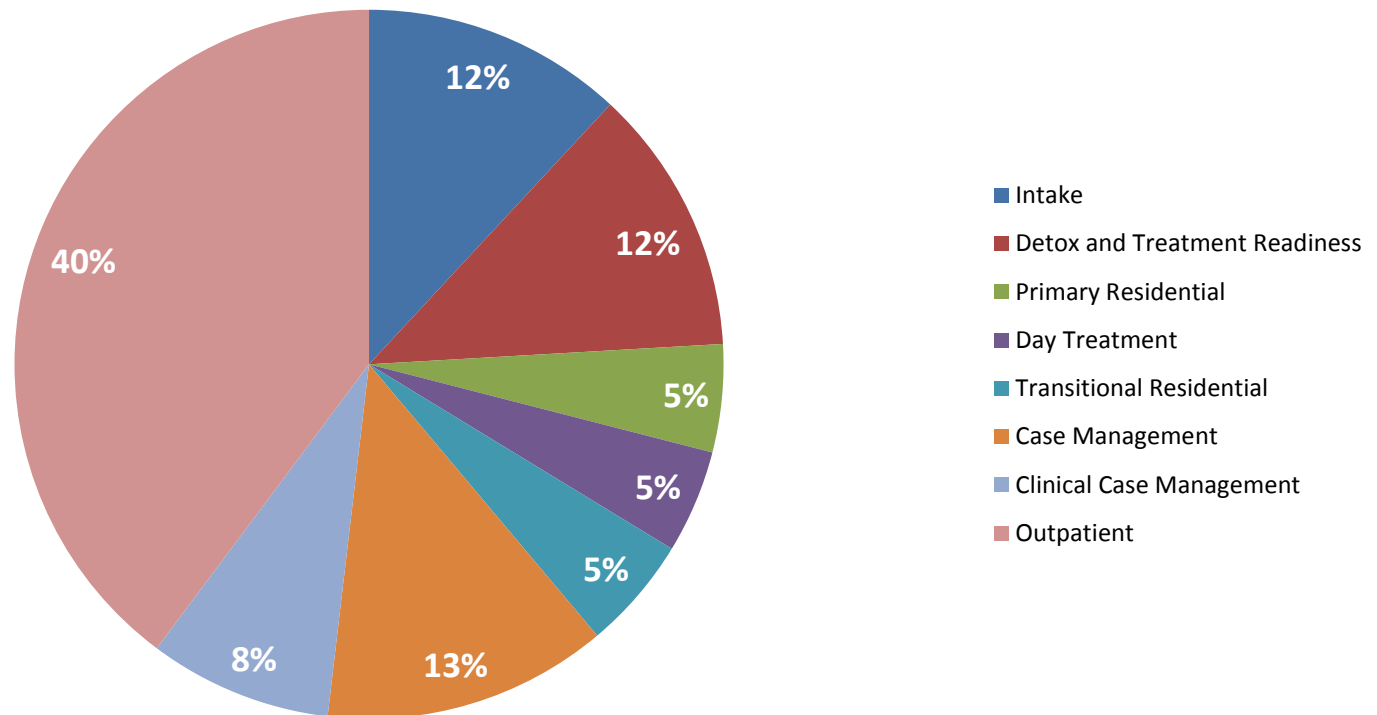
Revenue Sources - AODA

Revenue Sources: 2016 AODA



Utilization of Funds - AODA

2015 Budgeted AODA Expenditures



Dane County Department of Human Services

Budget = \$6,675,719

DCDHS Funded AODA Treatment - 2016

Level of Care	Average # Served per Month	Contracted Rate
Treatment Readiness & Detoxification Center	134	\$227 per day
Residential Treatment	16	\$158 per day
Transitional Residential	17	\$72 per day
Day Treatment	7	\$23 per day
Outpatient	392	\$83 per hour
TOTAL	566	

Wait Time for AODA Treatment

Provider/Payer Dependent

- Outpatient 0 – 12 weeks (includes MAT)
- Day Treatment 0 – 1 week
- Residential 0 – 8 weeks

Mandated Services - MH

- Reimbursement of care at the State Mental Health Institutes for residents under a civil court order (Mendota, Winnebago)
- Inpatient hospitalization
- Emergency detention
- Other services specified by the funding source

DANE COUNTY ADULT MENTAL HEALTH SYSTEM

Dane County Department of Human Services

Adult Community Services Division
Adult Mental Health Services

CONTRACTS FOR SERVICES – 22 AGENCIES AND 58 PROGRAMS

CRISIS INTERVENTION

- 24-Hour Crisis Unit
- Crisis Stabilization: Recovery House, Crisis Homes, Outreach Workers
- 2 Care Centers
- Adults at Risk

INPATIENT

- Mendota Mental Health Institute
- Winnebago Mental Health Institute
- 3 Community Hospitals
- Badger Prairie Health Care Center
- Out of County Specialized Placements

ACCESS/REFERRAL

- Recovery Dane
- Resource Bridge
- Benefit Specialists
- Funding Coordination Program

DAY SERVICES

- Off the Square Club
- Yahara House – Clubhouse
- Kajiab House
- Southeast Asian Temple

COMMUNITY SUPPORT PROGRAMS

- 5 CSP teams
- PACT

COMPREHENSIVE COMMUNITY SERVICES (CCS)

- Array of psychosocial rehabilitation services, including case management
- Open Provider Network

CASE MANAGEMENT

- 3 Targeted Case Management Programs
- Jail Diversion Case Management
- Mobile Outreach to Seniors (MOST)
- Yahara House

MEDICATION SUPPORT SERVICES

PSYCHOTHERAPY

- Journey MHC Integrated Outpatient Services

VOCATIONAL SERVICES

- I.P.S. Supported Employment
- Yahara House - Clubhouse

RESIDENTIAL SERVICES

- 7 Contracted Group Homes
- Individualized Placements
- Crisis Homes
- Short-Term Care
- Boarding Home
- Independent Apartments
- Subsidized Housing

HOMELESS SERVICES

- Transitional Housing
- Outreach Services

PEER SUPPORT

- Recovery Dane/SOAR
- CSP
- Chrysalis
- Outreach Workers

TRAUMA-SPECIFIC SERVICES

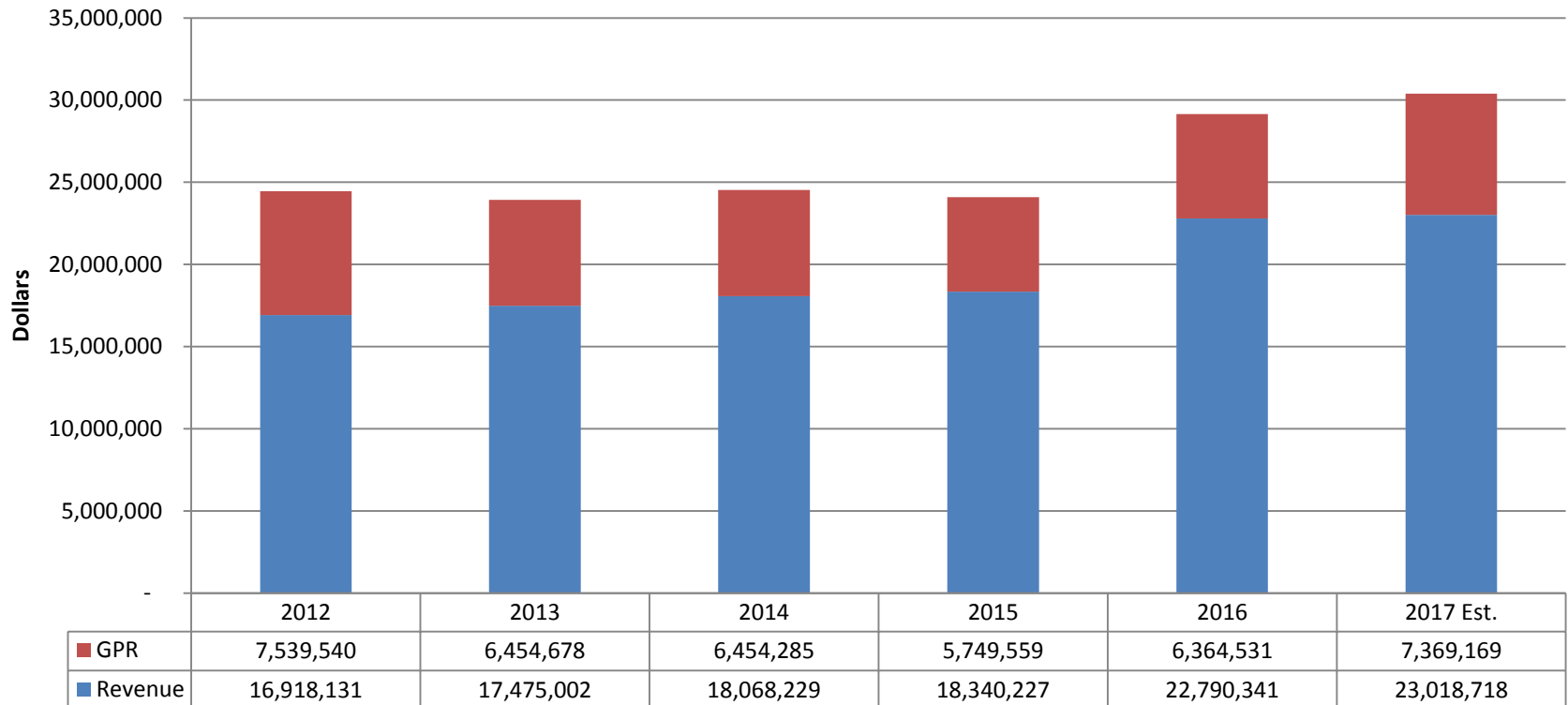
- Domestic Abuse Intervention Services
- Rape Crisis Center

OTHER SERVICES

- Representative Payees
- Court Ordered Evaluations

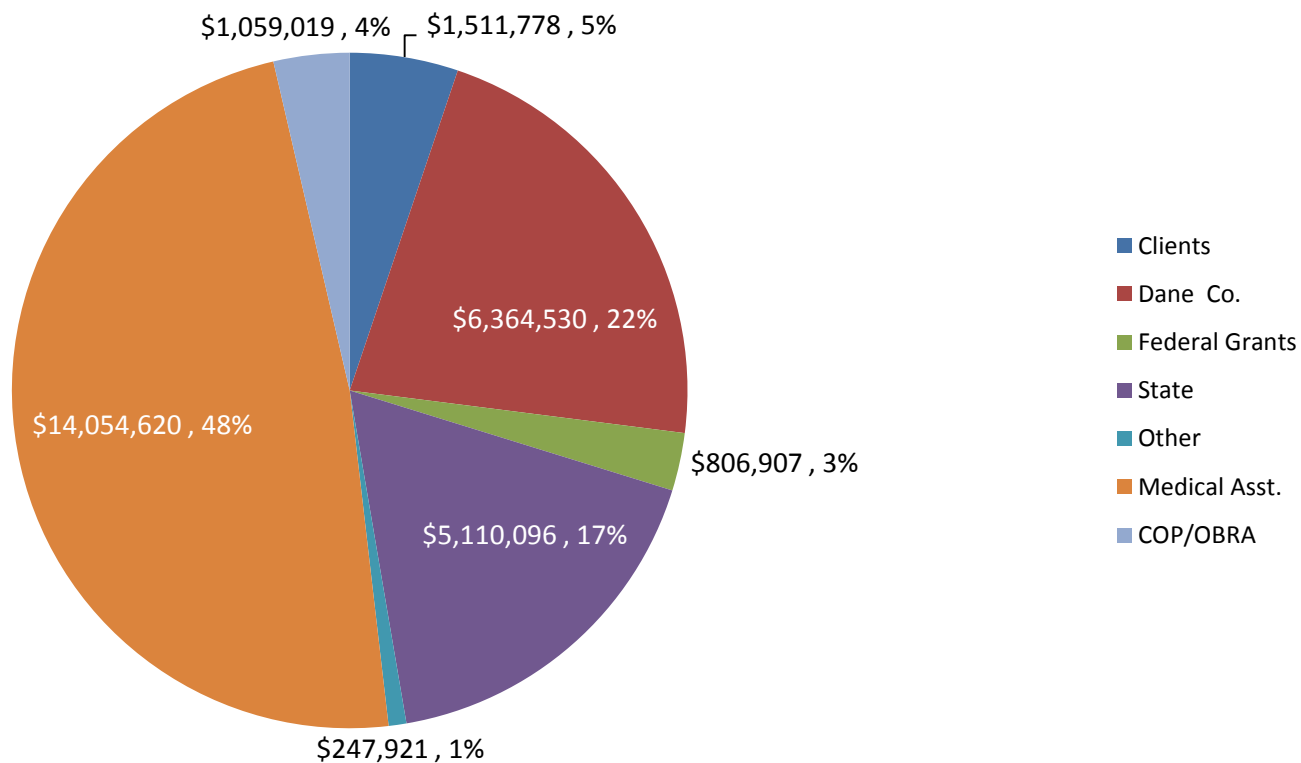
Expenditures – Adult MH

DCDHS Actual Adult Mental Health Expenditures by GPR and Revenue 2012-2016 and 2017 Estimate



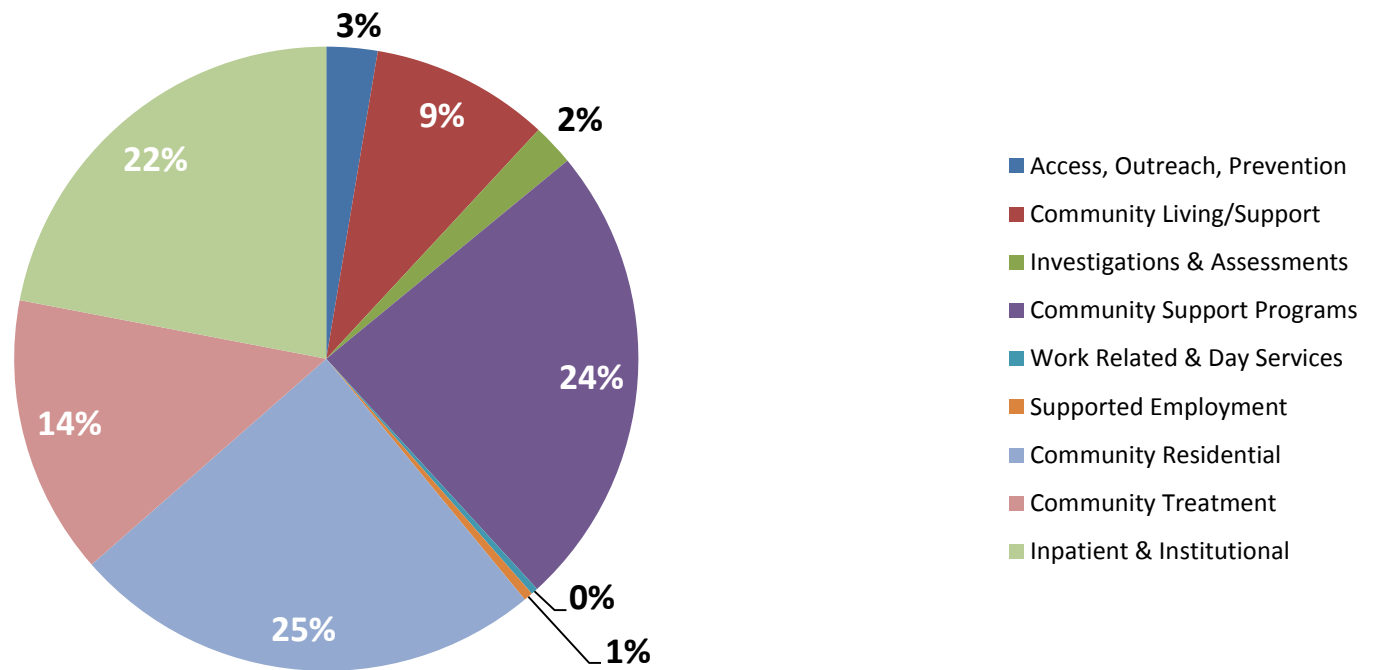
Revenue Sources - MH

Revenue Sources: 2016 Mental Health



Utilization of Funds - MH

**DCDHS – 2016 Allocation of Mental Health Expenses
by Categories (Youth and Adult)**



DCDHS Funded MH Treatment - 2016

Service Category	Average # Served Per Month	Average Contracted Rate
Residential	97	\$143 per day
Crisis (hourly)	355	\$121 per hour
Community Support Program (CSP)	476	\$83 per hour
Outpatient	404	\$74 per hour
Case Management	379	\$54 per hour

Residential - Average # of people served per month is 162 with an Average Daily Population (ADP) per month of 97.

Case Management - excludes CCS Program and DCDHS case management.

Criminal Justice Intersections

	Average # Served per Month
Drug Court Programs	75
OWI Court Program	60
Jail Opiate Project	36
Pathfinder	20
Other Alternative Sanction*	258

* Respect (ARC), New Routes (Centro Hispano), Re-Entry (Genesis), Man Up (Nehemiah), Fatherhood (Urban League), Drivers License Recovery (YWCA)

Criminal Justice Intersections

- Health Insurance Enrollment
 - 60-70 contacts per month (September – March)
 - 28% Newly enrolled in BadgerCare
 - 40% Confirmed BadgerCare enrollment
 - Information provided on clinics accepting BadgerCare
 - Application information for Social Security, Market Place insurance
 - Schedule medical appointments, transportation

Criminal Justice Intersections

	Average # Served 2016*
Jail Diversion Specific Case Management Programs**	121
Community Support Programs	33
Targeted Case Management	19
Outpatient Services	73

*Longer term programs

** CTA and SOAR

2017 New & Enhanced Programs

- Community Service Program
- Madison Area Recovery Initiative (MARI)
- Enhanced Resource Bridge to improve TEAM
- Additional Crisis FTEs to team with Madison Police
- Raised capacity to Community Treatment Alternatives (CSP)
- Increased Targeted Case Management slots

Ongoing County Collaborations

- Jail Re-entry Team
- Jail Mental Health Team
- Forensics System Team
- Criminal Justice Planner
- Comprehensive Community Services (CCS) Growth

Comprehensive Community Services (CCS) Program Growth

Point-In-Time	Consumers Enrolled	Year to Date Revenue
July 1, 2015	0	\$0
December 31, 2015	78	\$87,098
March 31, 2017	525	\$1,554,537

CCS Services

- Screening and assessment
- Service planning
- Service facilitation
- Diagnostic evaluations
- Medication management
- Physical health monitoring
- Peer support
- Individual skill development and enhancement
- Employment related skill training
- Individual or family psychoeducation
- Wellness management
- Psychotherapy
- Substance abuse treatment

Thank You!

