

# Snapshot of the In Custody Dane County Jail Population

September 24, 2020

Presented to the Criminal Justice Council



# Point-in-Time Count

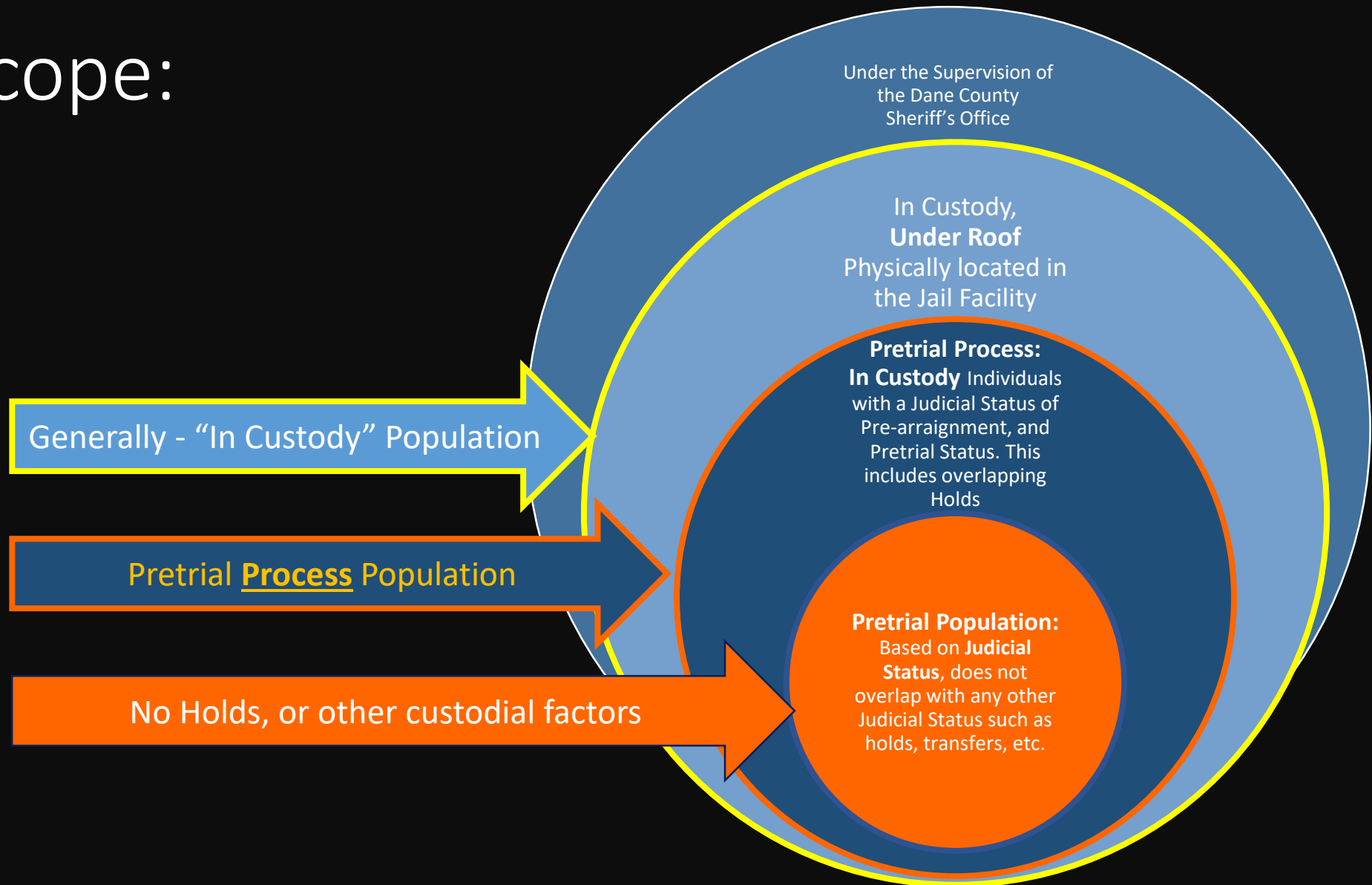
September 2020						
S	M	T	W	T	F	S
		1	2	3	4	5
6	7	8	9	10	11	12
13	14	15	16	17	18	19
20	21	22	23	24	25	26
27	28	29	30			



This point-in-time count of persons in the Dane County Jail was completed on September 22, 2020.

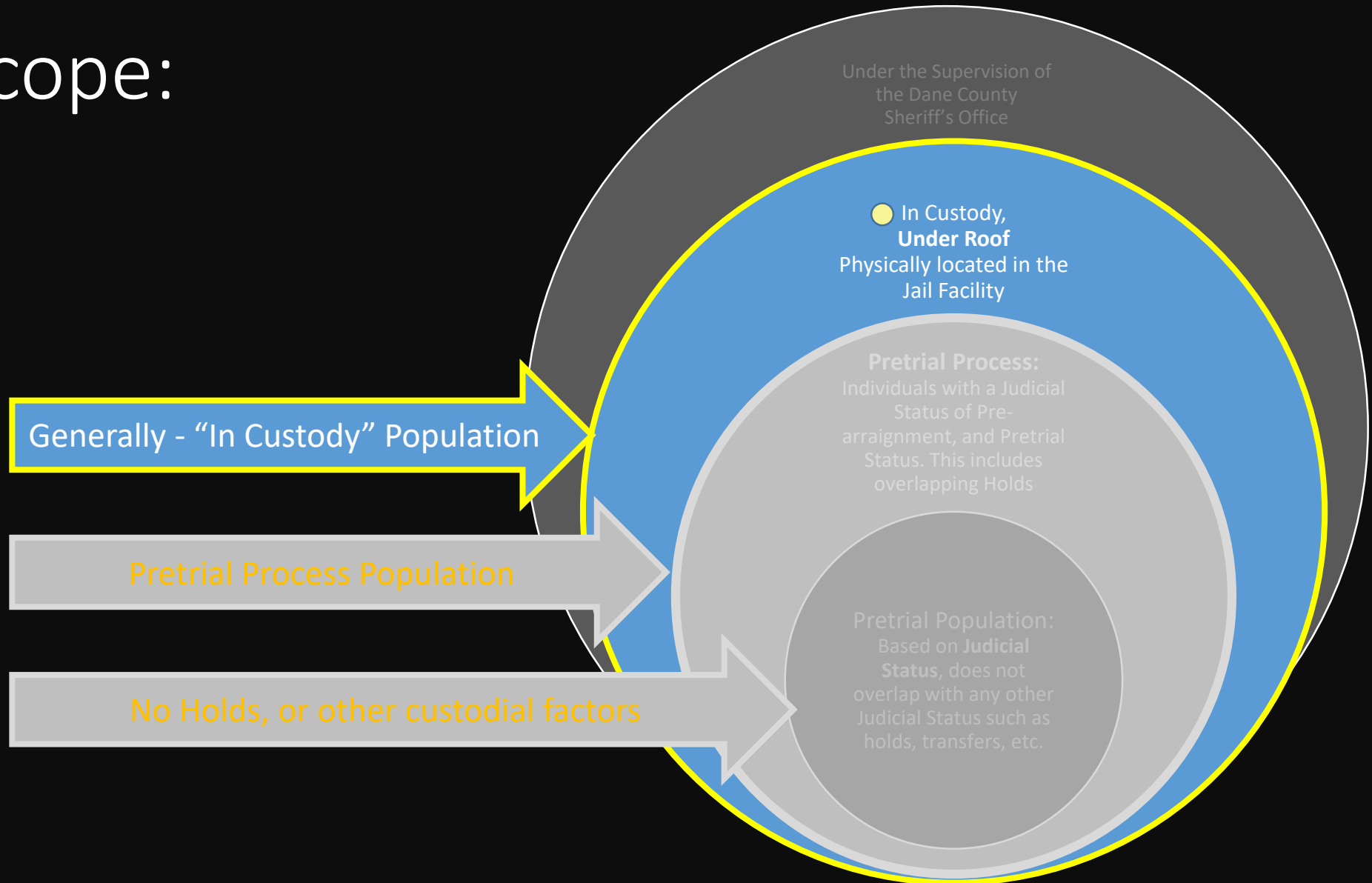
This one day analysis produces a snapshot of the individuals in the custody of the Dane County Sheriff's Office.

# Our Scope:



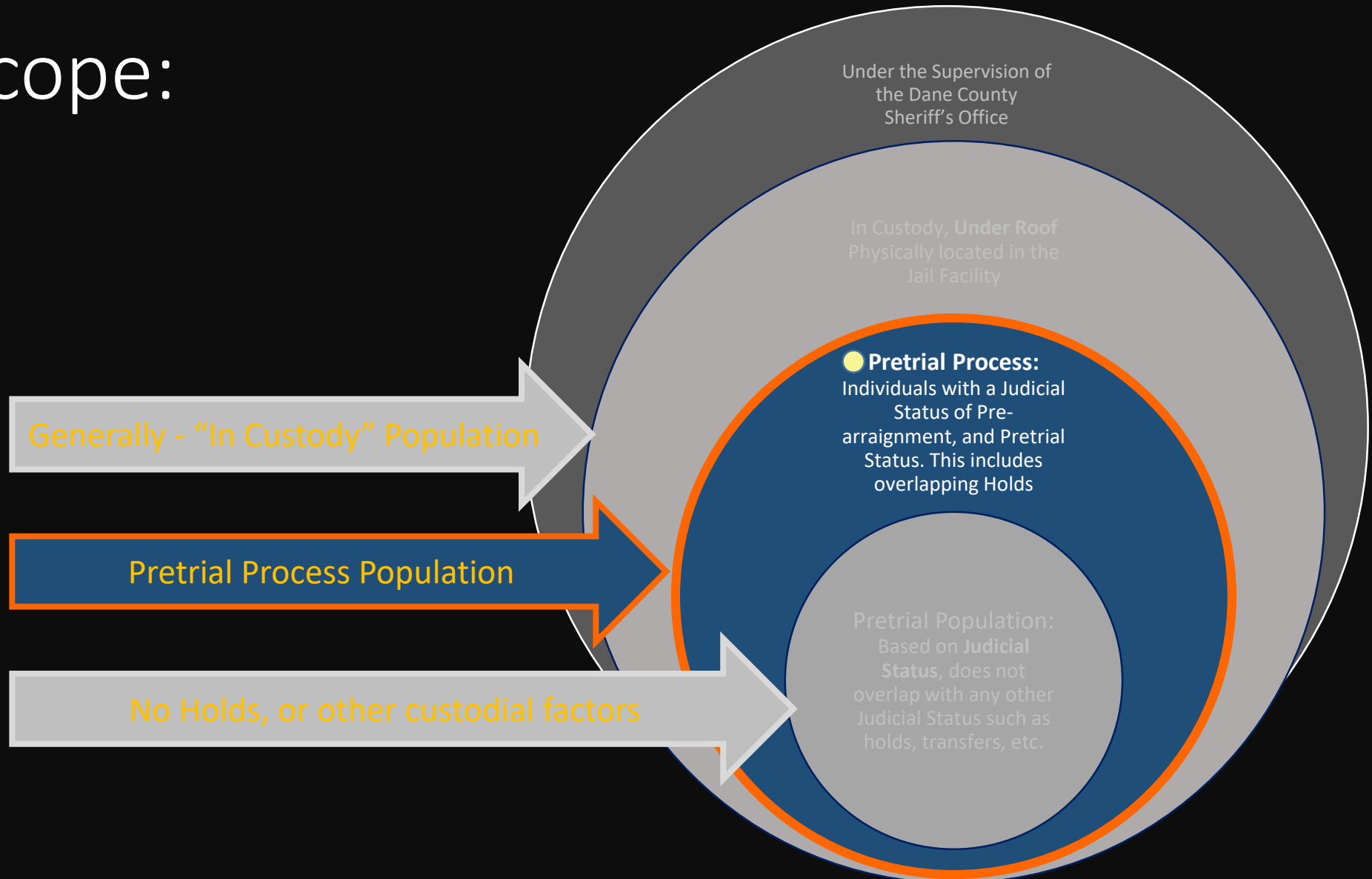
This report is based on a snapshot of data generated on Tuesday, September 22<sup>nd</sup>, 2020

# Our Scope:



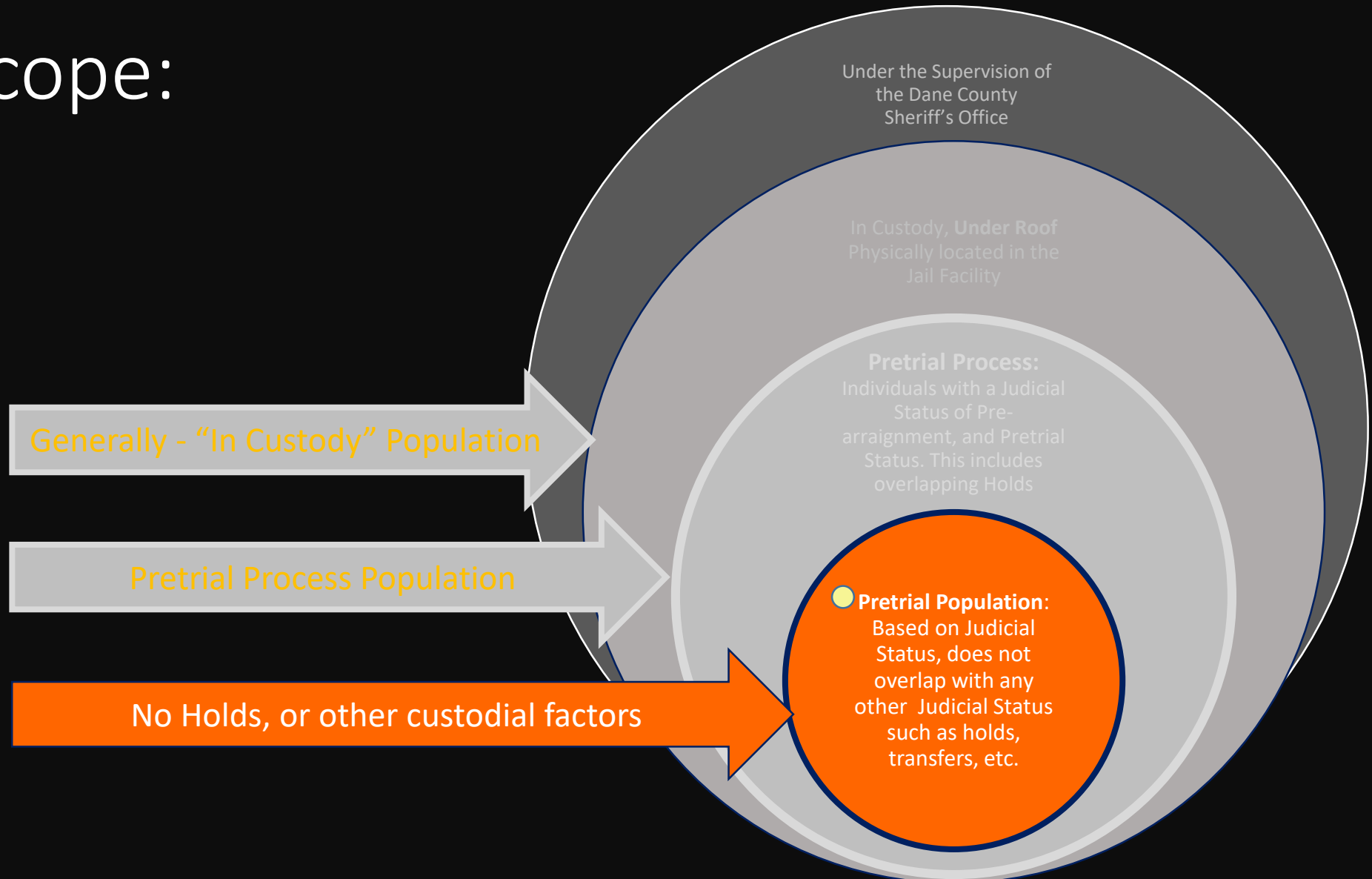
This report is based on a snapshot of data generated on Tuesday, September 22<sup>nd</sup>, 2020

# Our Scope:



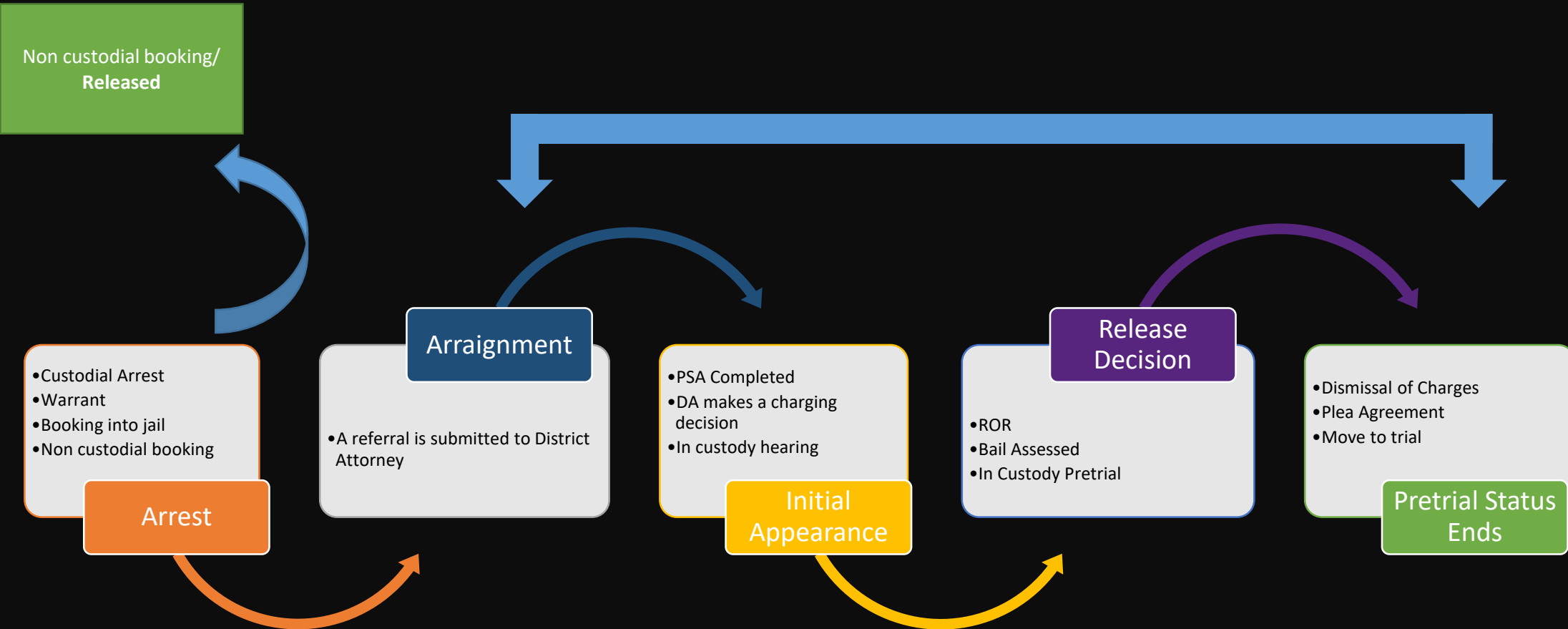
This report is based on a snapshot of data generated on Tuesday, September 22<sup>nd</sup>, 2020

# Our Scope:



This report is based on a snapshot of data generated on Tuesday, September 22<sup>nd</sup>, 2020

# What is the Pretrial Process?



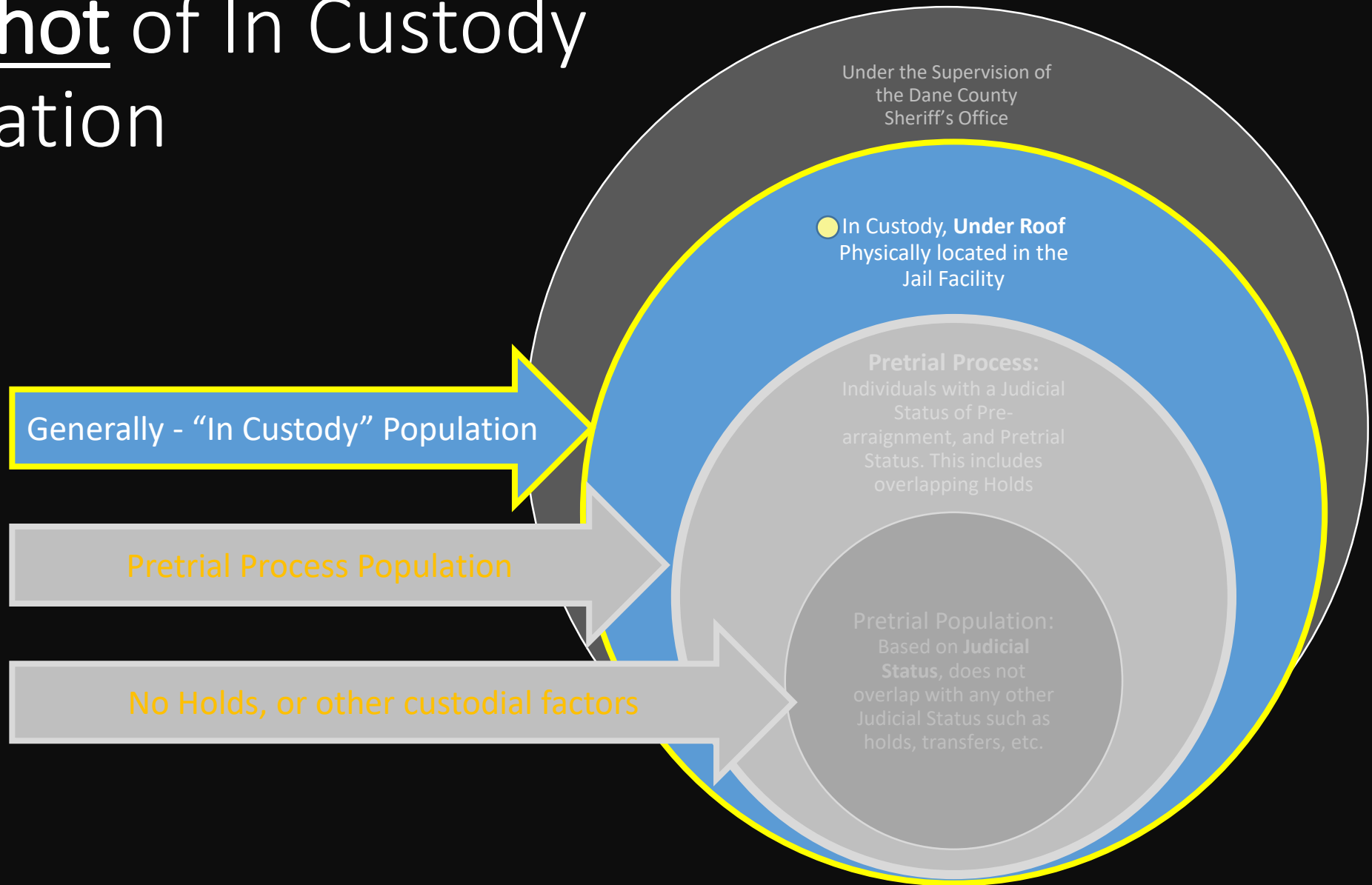
# What is the Pretrial Judicial Status?

- It is a distinction assigned to an individual in the jail record, and is based on the status of their case
- It does not overlap with any other status
  - Holds
  - Transfers
  - Writs
- This distinction can be seen on the DCSO website Inmate Listing and the Daily Inmate Population by Demographics



# Snapshot of In Custody Population

506 individuals



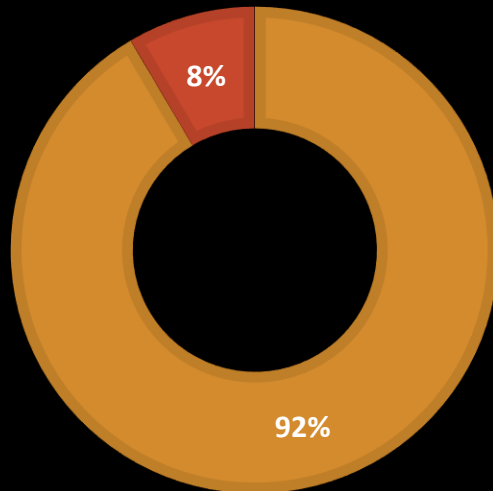
This report is based on a snapshot of data generated on Tuesday, September 22<sup>nd</sup>, 2020




# In Custody Population Demographics

## GENDER OF 506 INDIVIDUALS

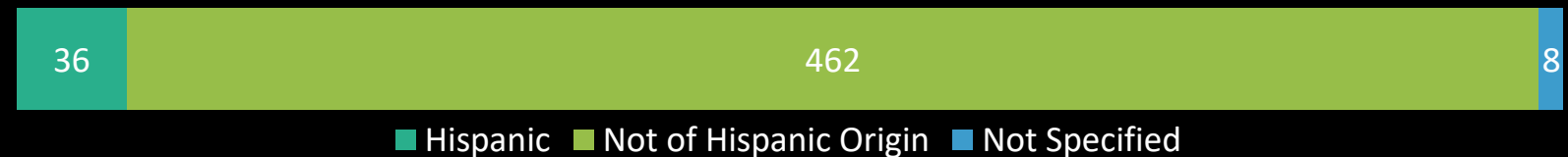
Male Female



## RACE



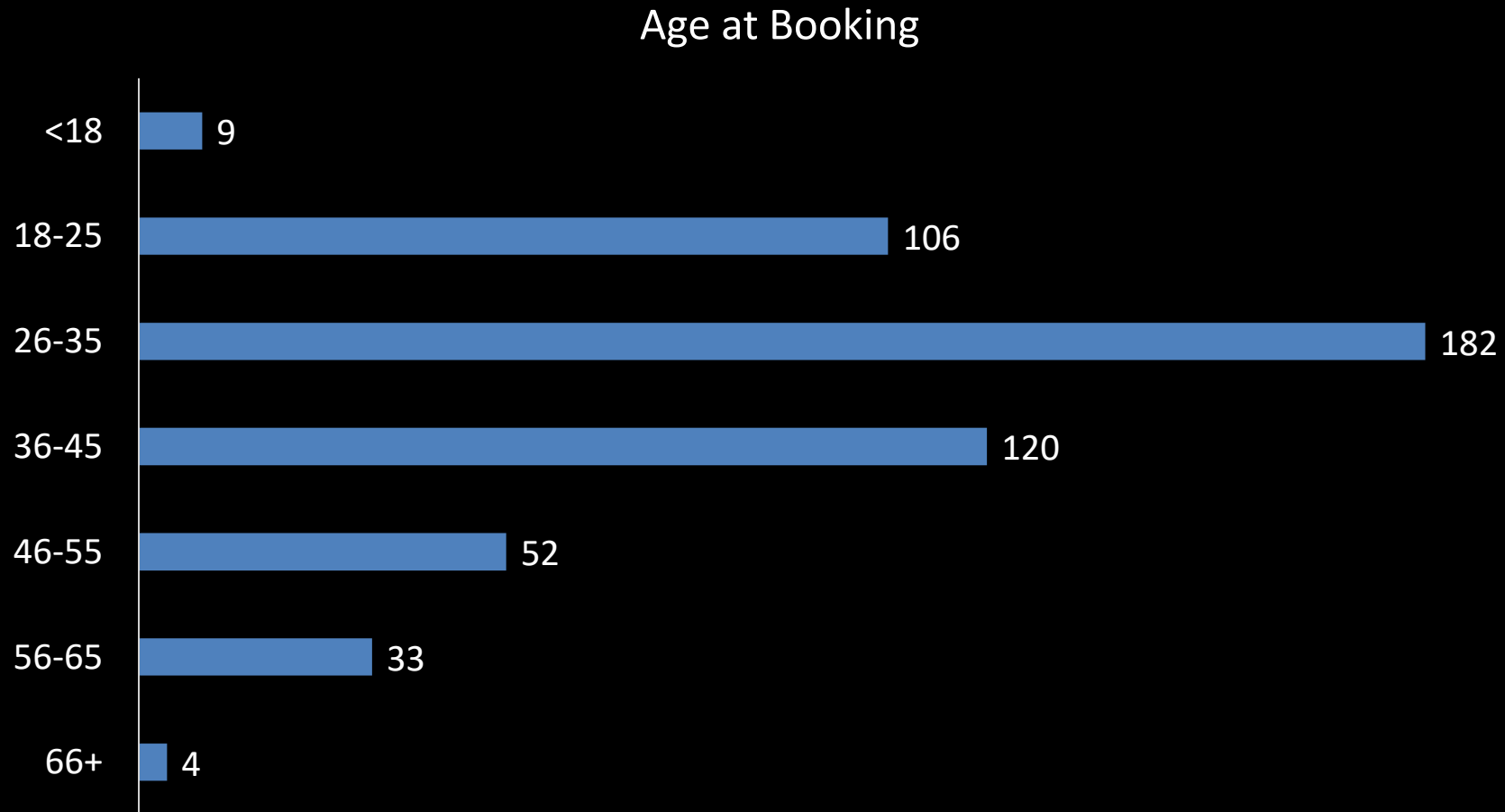
## Ethnicity



Data generated on Tuesday, September 22<sup>nd</sup>, 2020



# In Custody Jail Population Demographics



Data generated on Tuesday, September 22<sup>nd</sup>, 2020

506 individuals

# In Custody Jail Population Length of Stay (LOS) by Highest Level of Offense



Group	Offense Category Highest Level Offense	ALOS Average Length of Stay	Individuals Count of persons in custody
Black	Misdemeanor	17.4	14
	Felony	117.6	171
White	Misdemeanor	62.2	13
	Felony	163.0	99
Other	Misdemeanor	46.1	19
	Felony	138.3	139
	Federal & Other	129.0	51



# Bail Amount for Individuals In Custody\*

Bail Amount Category	Black	White	Other
No Bail Assessed	102	92	8
No Remaining Bail	38	22	0
\$0 – 499	20	19	1
\$500 – 999	17	16	1
\$1,000 – 4,999	45	29	2
\$5,000 – 9,999	15	11	0
\$10,000 – 99,999	32	8	2
\$100,000 – 999,999	12	6	1
\$1 Million +	6	1	0
Total	287	204	15

\*There may be holds on individuals in custody that prevent release.



# Bail Amount for Individuals In Custody\*

Bail Amount Category	Felony	Misdemeanor	Fed & Other
No Bail Assessed	133	18	51
No Remaining Bail	55	5	0
\$0 – 499	34	6	0
\$500 – 999	28	6	0
\$1,000 – 4,999	66	10	0
\$5,000 – 9,999	25	1	0
\$10,000 – 99,999	42	0	0
\$100,000 – 999,999	19	0	0
\$1 Million +	7	0	0
Total	409	46	51

\*There may be holds on individuals in custody that prevent release.



# In Custody by Category of Highest Level Offense and Judicial Status

Judicial Status Group	Felony	Misdemeanor	Federal & Other
Hold	74	14	3
Prearraignment	60	17	0
Pretrial	178	4	0
Presentence	19	3	0
Sentenced	18	5	0
In transit	53	2	48
Extended Supervision/Writ	7	1	0
Total	409	46	51

Data generated on Tuesday, September 22<sup>nd</sup>, 2020

# In Custody by Category of Highest Level Offense and Judicial Status



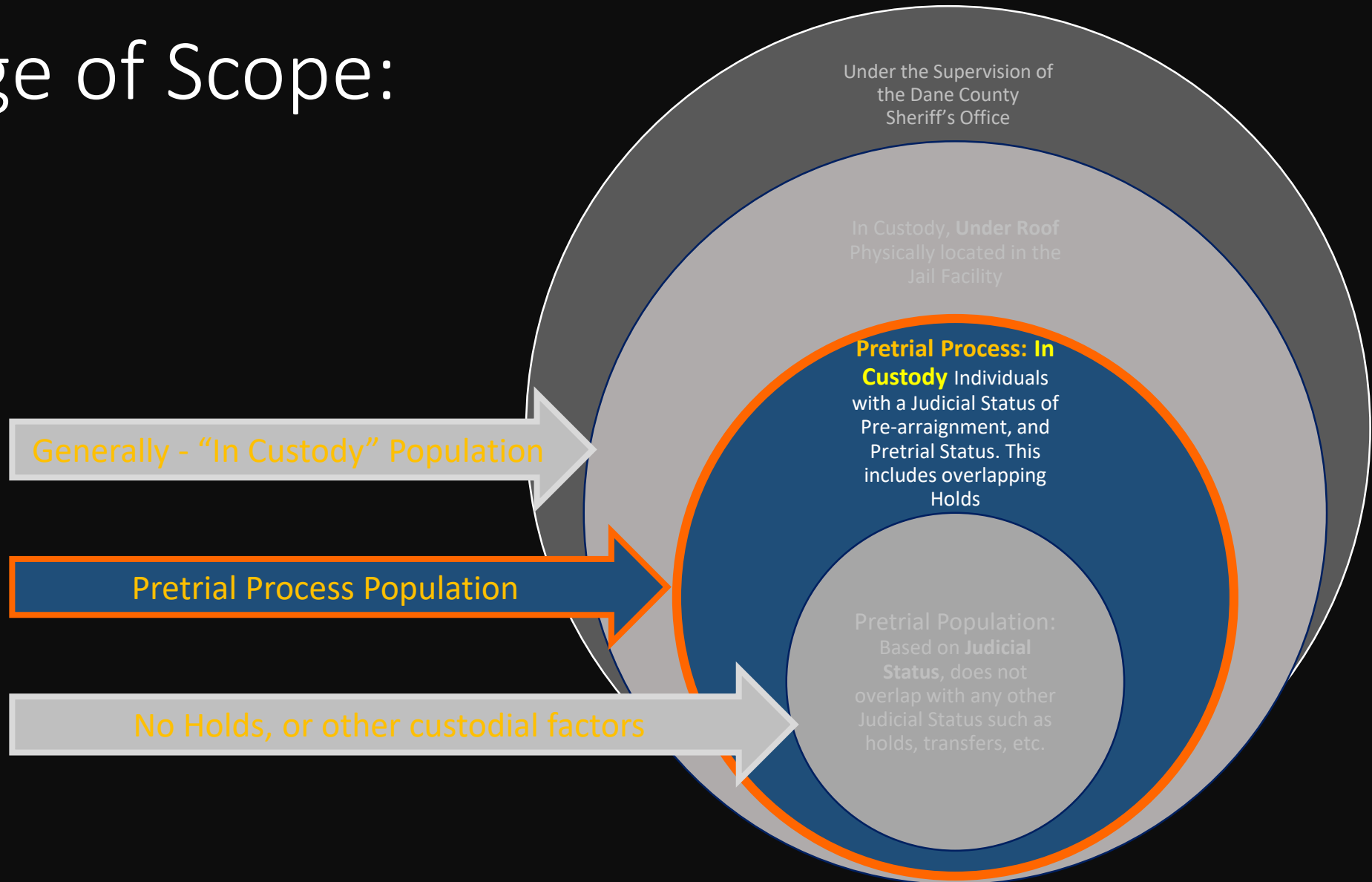
Judicial Status Group	Felony			Misdemeanor			Federal & Other		
Race Group	B	W	O	B	W	O	B	W	O
Hold	38	35	1	10	4	0	3	0	0
Prearraignment	33	25	2	8	8	1	0	0	0
Pretrial	113	62	3	2	2	0	0	0	0
Presentence	7	12	0	2	1	0	0	0	0
Sentenced	11	6	1	1	4	0	0	0	0
In transit	35	16	2	1	1	0	17	26	5
Extended Supervision/Writ	5	2	0	1	0	0	0	0	0

Data generated on Tuesday, September 22<sup>nd</sup>, 2020

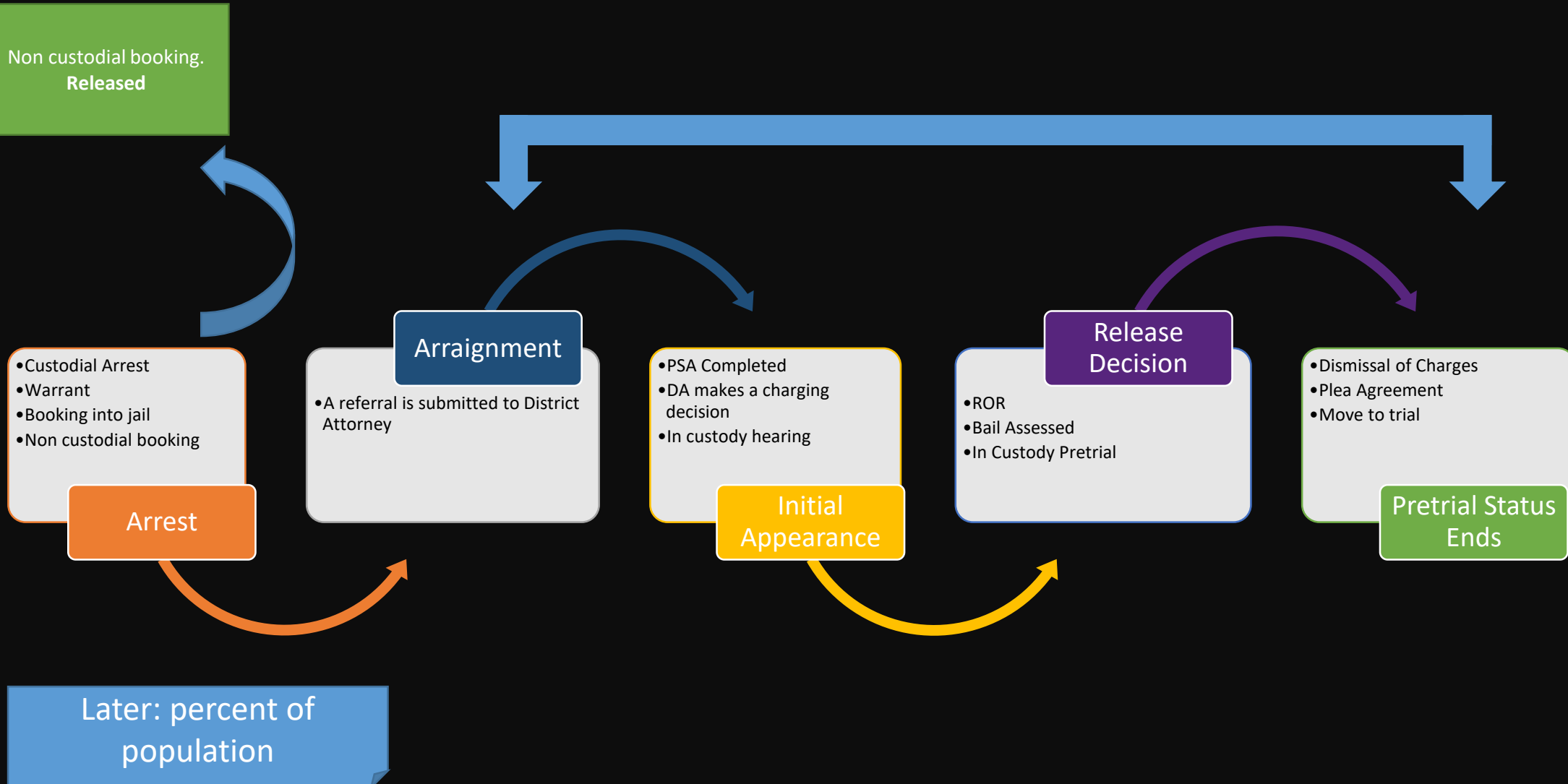


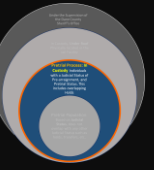
# Change of Scope:

259 individuals



# What is the Pretrial Process?





# In Custody Jail Pretrial Process Population Length of Stay (LOS) by Category Highest Level Offense (MSO)

Group	Offense Category Highest Level Offense	ALOS Average Length of Stay	Individuals Count of persons in custody
Black	Misdemeanor	8.6	10
	Felony	89.5	127
White	Misdemeanor	26.5	10
	Felony	172.1	78
Other	Misdemeanor	1.0	1
	Felony	63.1	33



# Bail Amounts for Pretrial Process Population

Bail Amount Category	Black	White	Other
No Bail Assessed	19	9	1
No Remaining Bail	6	4	0
\$0 – 499	17	19	0
\$500 – 999	15	12	1
\$1,000 – 4,999	38	27	1
\$5,000 – 9,999	15	11	0
\$10,000 – 99,999	28	8	2
\$100,000 – 999,999	12	6	1
\$1 Million +	6	1	0
Total	156	97	6

\*There may be holds on individuals in custody that prevent release.



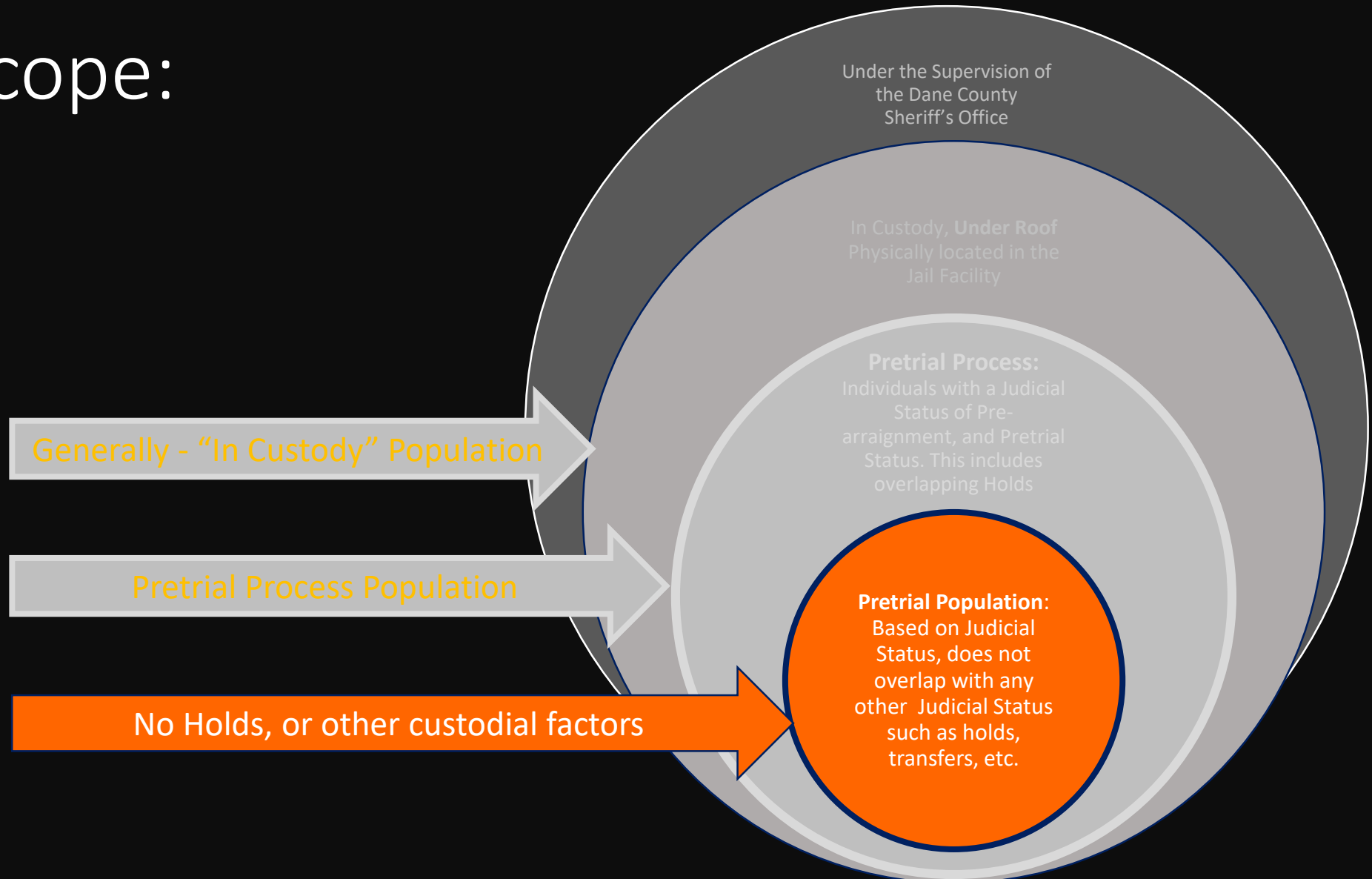
# Bail Amount by Highest Level Offense for Pretrial Process Population

Bail Amount Category	Felony	Misdemeanor	Fed & Other
No Bail Assessed	29	0	0
No Remaining Bail	10	0	0
\$0 – 499	31	5	0
\$500 – 999	23	5	0
\$1,000 – 4,999	56	10	0
\$5,000 – 9,999	25	1	0
\$10,000 – 99,999	38	0	0
\$100,000 – 999,999	19	0	0
\$1 Million +	7	0	0
Total	238	21	0

\*There may be holds on individuals in custody that prevent release.

# Our Scope:

93 individuals



This report is based on a snapshot of data generated on Tuesday, September 22<sup>nd</sup>, 2020



# Snapshots:

Pretrial only, In custody, No Holds Population by Date

	Day	Day Total	Black	White	Other
7/15/2020	Wed.	81	40	39	2
7/30/2020	Thur.	86	43	40	3
8/18/2020	Tue.	88	51	35	2
8/31/2020	Mon.	91	51	38	2
9/18/2020	Fri.	86	54	38	1
9/22/2020	Tue.	93	58	34	1



# In Custody Jail Pretrial Population LOS by Highest Level Offense

Offense Category Highest Level Offense	ALOS Average Length of Stay	Individuals Count of persons in custody
Misdemeanor	17.34	3
Felony	100.81	90





# In Custody Jail Pretrial Population LOS by Highest Level Offense

Group	Offense Category Highest Level Offense	ALOS Average Length of Stay	Individuals Count of persons in custody
Black	Misdemeanor	10.1	2
	Felony	67.8	54
White	Misdemeanor	117.0	1
	Felony	240.7	31
Other	Misdemeanor	0	0
	Felony	31.4	5



# Bail Amount for Individuals in Pretrial Status

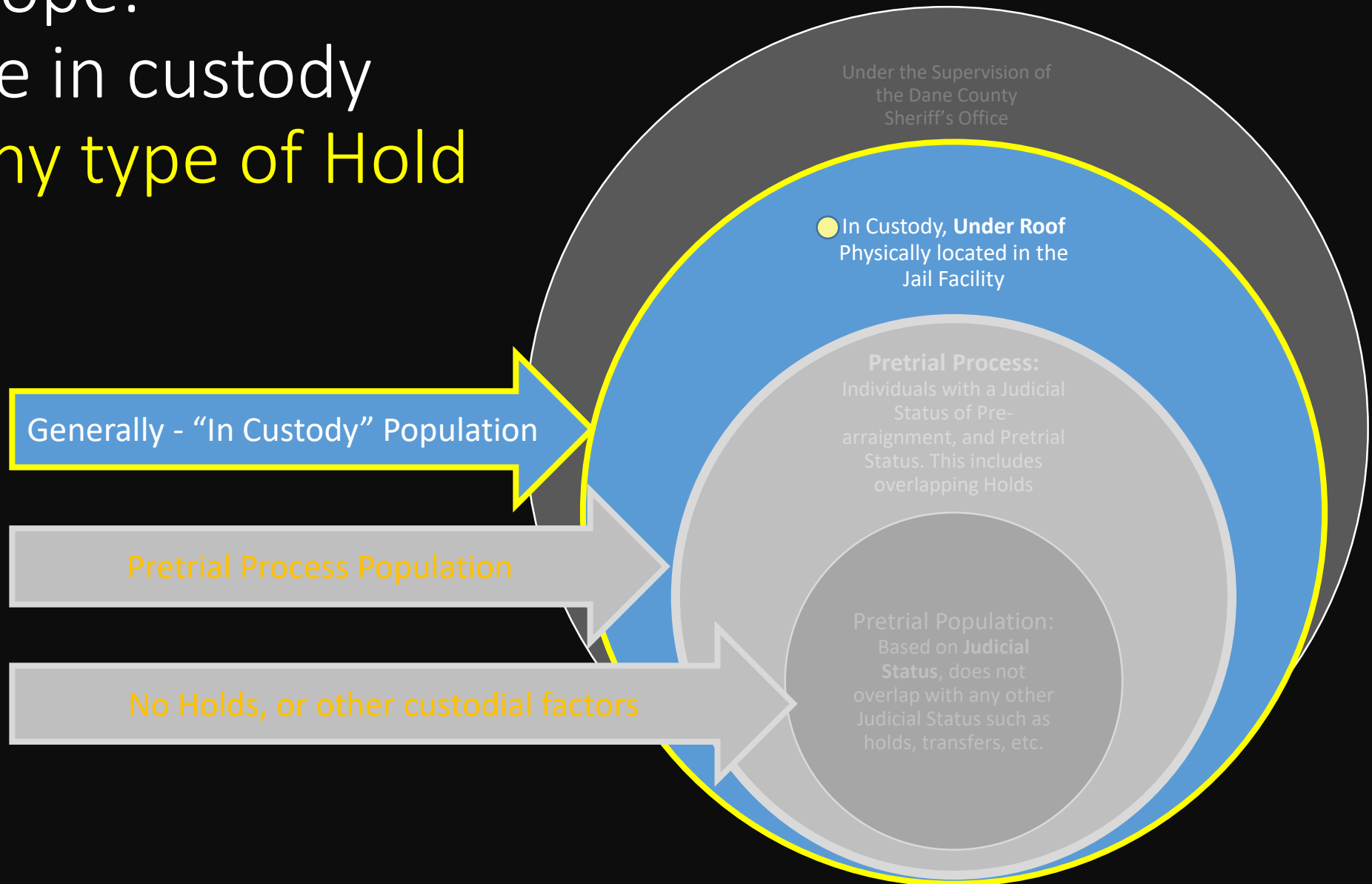
Bail Amount Category	Felony	Misdemeanor
No Bail Assessed	4	0
No Remaining Bail	1	0
\$0 – 499	5	0
\$500 – 999	5	1
\$1,000 – 4,999	21	2
\$5,000 – 9,999	13	0
\$10,000 – 99,999	21	0
\$100,000 – 999,999	14	0
\$1 Million +	6	0
Total	90	3

There are no holds for this population.

Data generated on Tuesday, September 22<sup>nd</sup>, 2020

# Our Scope: Anyone in custody with any type of Hold

198 individuals



This report is based on a snapshot of data generated on Tuesday, September 22<sup>nd</sup>, 2020



In Custody **with any** type of hold  
regardless of status in judicial process

Judicial Status Group	Felony	Misdemeanor	Federal & Other
Hold	177	18	3



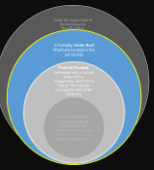
# In Custody Jail Population LOS by Highest Level Offense **with any type of Hold**

Group	Offense Category Highest Level Offense	ALOS Average Length of Stay	Individuals Count of persons in custody
Black	Misdemeanor	38.0	2
	Felony	135.4	76
White	Misdemeanor	24.9	2
	Felony	98.2	39
Other	Misdemeanor	33.6	14
	Felony	75.2	62
	Federal & Other	17.3	3



# Bail Amount for Individuals In Custody with any type of Hold

Bail Amount Category	Black	White	Other
No Bail Assessed	43	33	0
No Remaining Bail	21	11	0
\$0 – 499	9	5	1
\$500 – 999	5	3	0
\$1,000 – 4,999	21	14	0
\$5,000 – 9,999	8	2	0
\$10,000 – 99,999	11	4	1
\$100,000 – 999,999	2	2	1
\$1 Million +	1	0	0
Total	121	74	3



# Bail Amount for Individuals In Custody with any type of Hold

Bail Amount Category	Felony	Misdemeanor	Federal & Other
No Bail Assessed	59	14	3
No Remaining Bail	31	1	0
\$0 – 499	13	2	0
\$500 – 999	8	0	0
\$1,000 – 4,999	34	1	0
\$5,000 – 9,999	10	0	0
\$10,000 – 99,999	16	0	0
\$100,000 – 999,999	5	0	0
\$1 Million +	1	0	0
Total	177	18	3

# Questions





# Thank you





# The Dane County Criminal Justice Council

Data and Dashboards

Initiatives

Grants

Partners and Links

Reports



# The Dane County Criminal Justice Council