

FCC Form 477 Terrestrial Speeds

Jan-Jun 2020

1,000

Max Advertised
Download Speed
(Mbps)

1,000

Max Advertised
Upload Speed
(Mbps)

18

Median Advertised
Download Speed
(Mbps)

1

Median Advertised
Upload Speed
(Mbps)

12

Broadband
Providers

6

Transmission
Technologies

Ookla Speed Test Results

Jan-Jun 2020

85

Median Download
Speed (Mbps)

11

Median Upload
Speed (Mbps)

20,561

Number of Devices

Internet Cost

\$58.90

Average Minimum
Monthly

AMERICAN COMMUNITY SURVEY KEY FACTS



536,078

Total Population



\$73,893

Median Household
Income

35

Median Age

HOUSEHOLD INTERNET CONNECTION



222,929

Total Households



88%

With Broadband of
Any Type



7%

No Internet Access



4%

Internet Access w/o
Subscription



0%

Dial-up w/No Other
Subscription

HOUSEHOLD DEVICES



95%

Have a Computer



87%

Have a Desktop or Laptop



5%

No Computer



85%

Have a Smartphone



66%

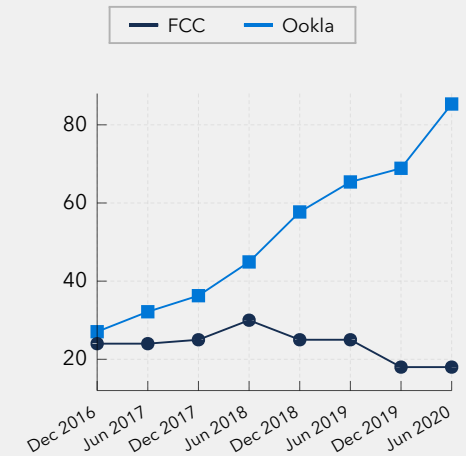
Have a Tablet



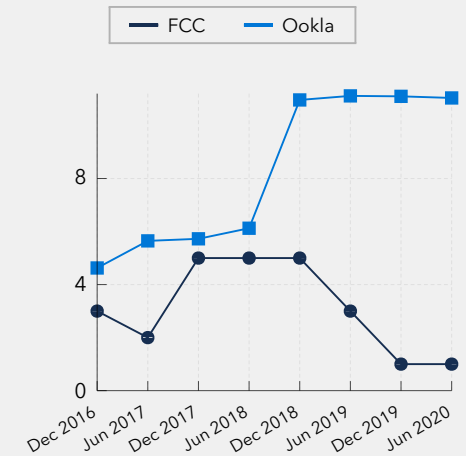
3%

Have an Other Computer

Median Download Speed (Mbps)



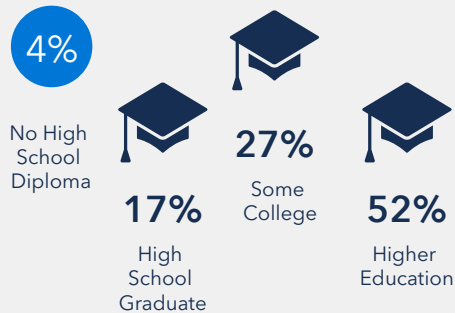
Median Upload Speed (Mbps)



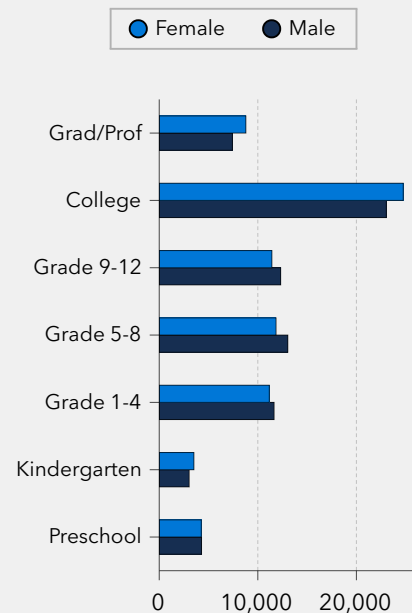
Speed data from FCC Form 477 and Ookla Speedtests compare fixed broadband speeds only.

COMMUNITY INDICATORS

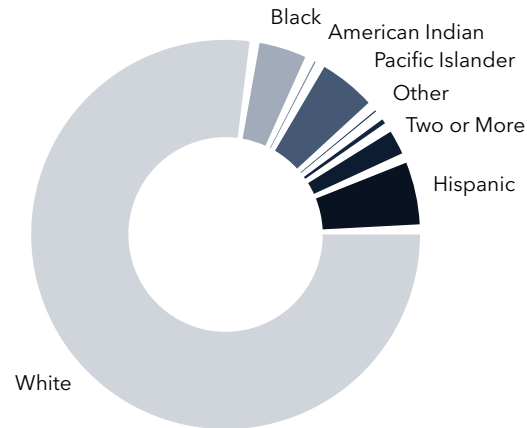
Education



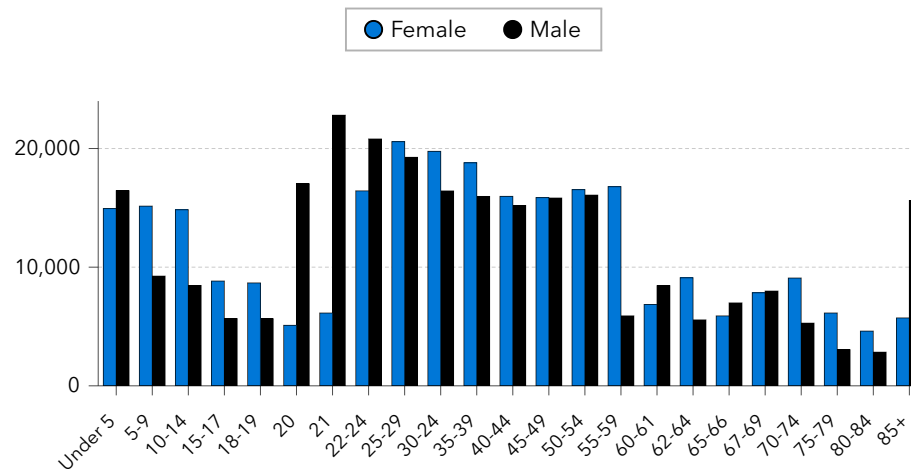
School Enrollment



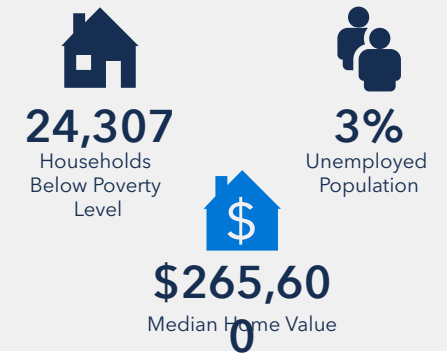
Race & Ethnicity



Age Profile



Other Facts



Cost of Living

