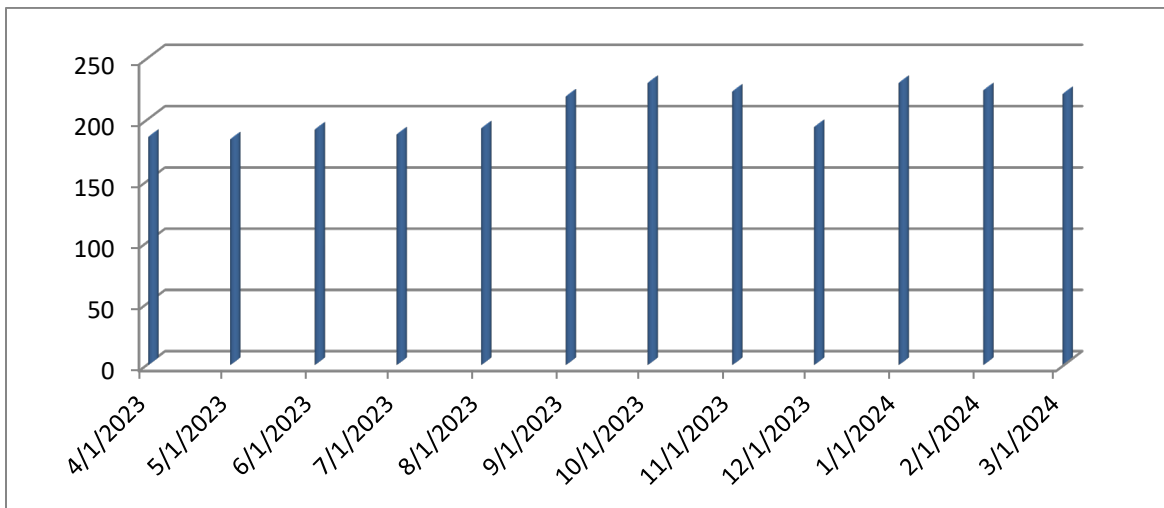




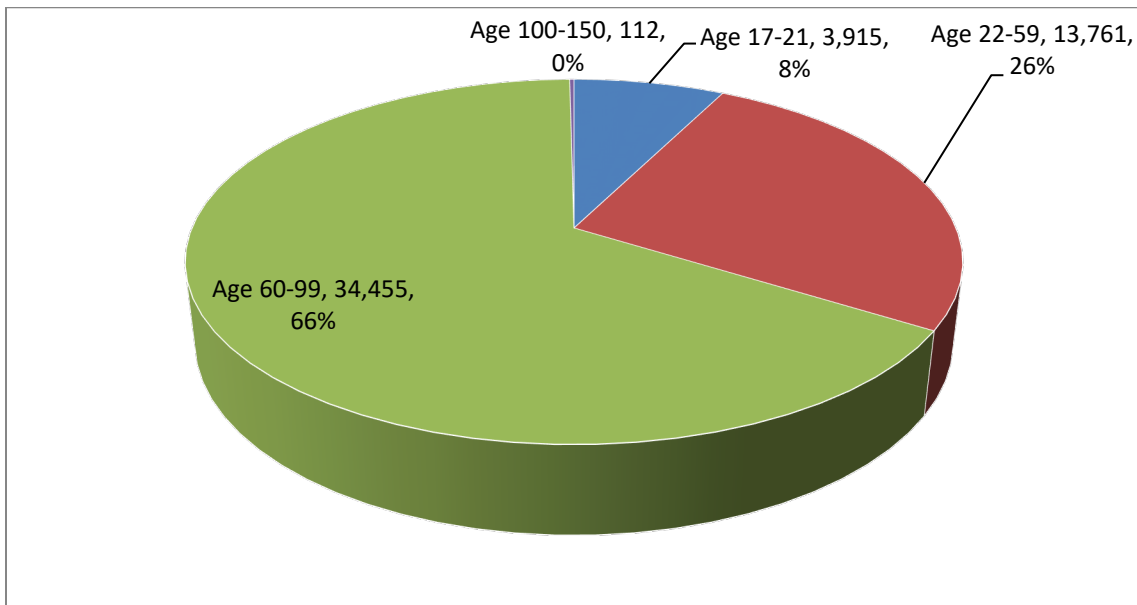
Breakdown of Contacts Per Month

No. of contacts	Month	No. of working days	Average per day
3722	April 2023	20	186
4060	May 2023	22	184
4048	June 2023	21	192
3762	July 2023	20	188
4450	August 2023	23	193
4408	September 2023	20	220
5063	October 2023	22	230
4921	November 2023	22	223
4119	December 2023	21	196
4834	January 2024	21	230
4708	February 2024	21	224
4654	March 2024	21	221



Consumer Age Groups

3,915	17-21
13,761	Age 22-59
34,455	Age 60-99
112	100-150
52,243	Total

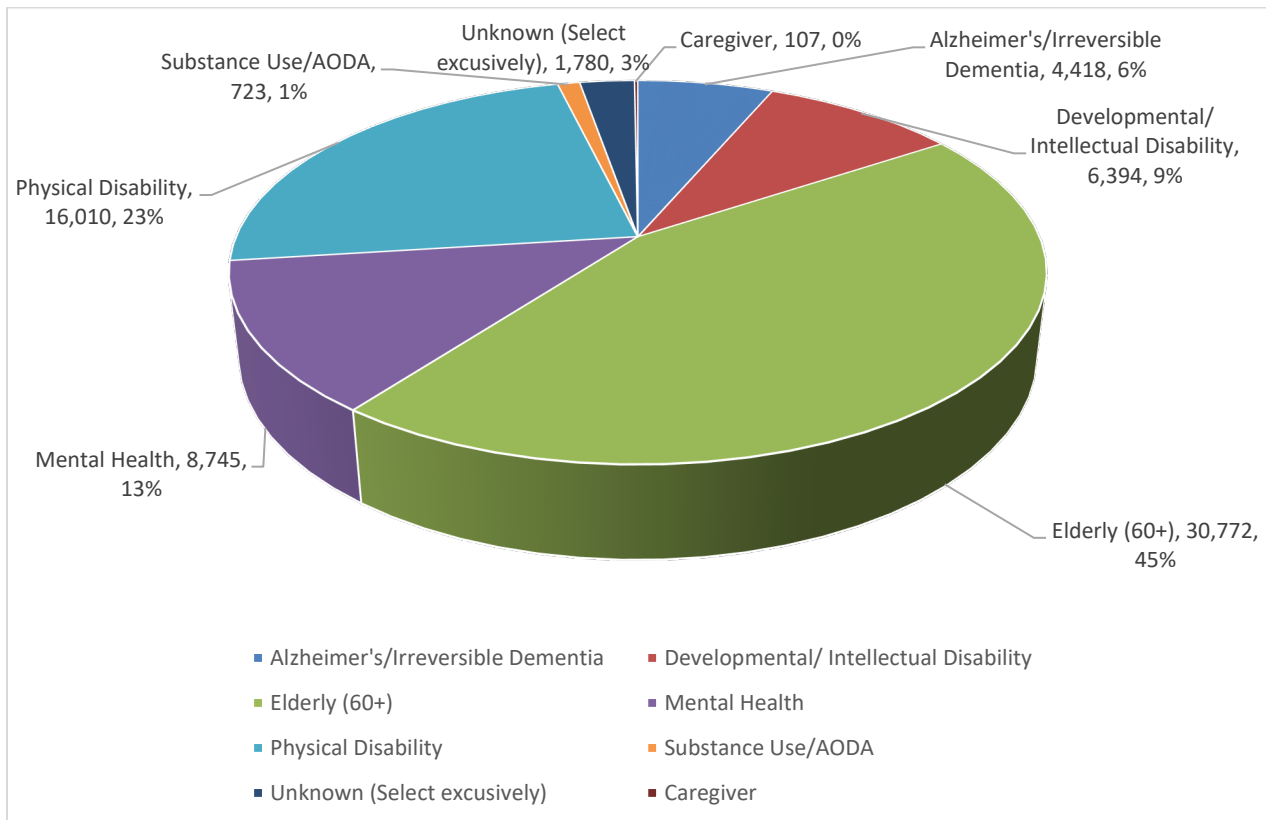


ADRC Data April 2023 to March 2024

Target Group

4,418	Alzheimer's/Irreversible Dementia
6,394	Developmental/ Intellectual Disability
107	Caregiver
30,772	Elderly: 60 or older
8,745	Mental Health
16,010	Physical Disability
723	Substance Use/AODA
1,780	Unknown (Select exclusively)
52,381	Total

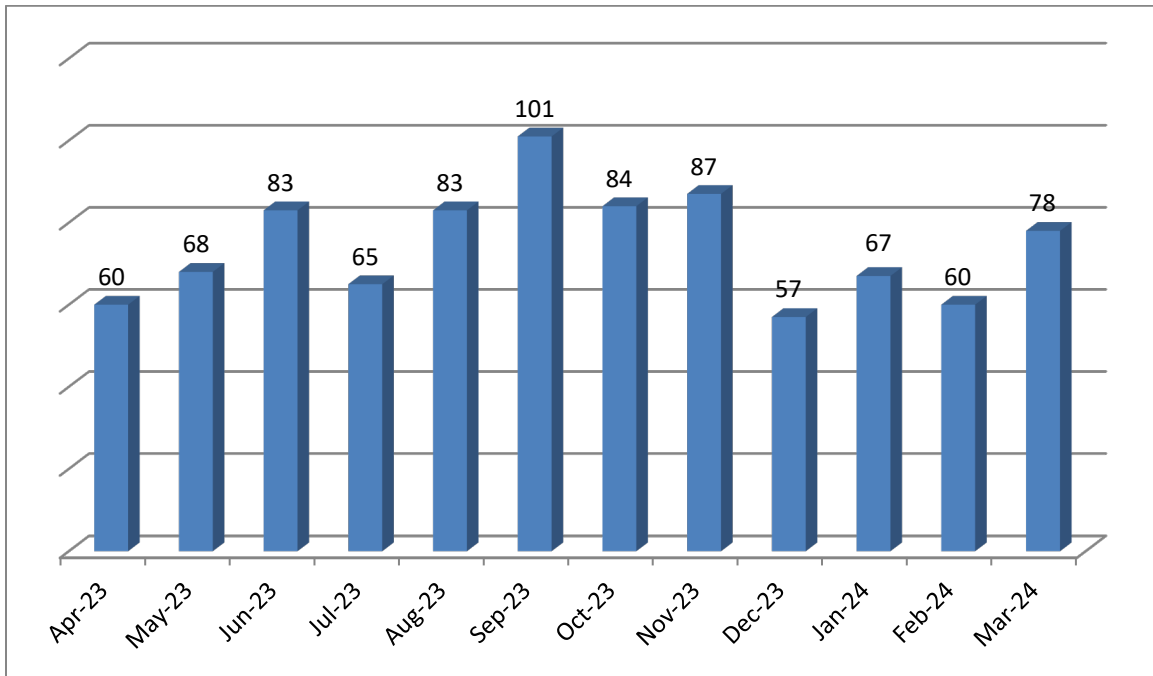
*Some customers fall into multiple target groups



ADRC Data April 2023 to March 2024

Email Inquiries

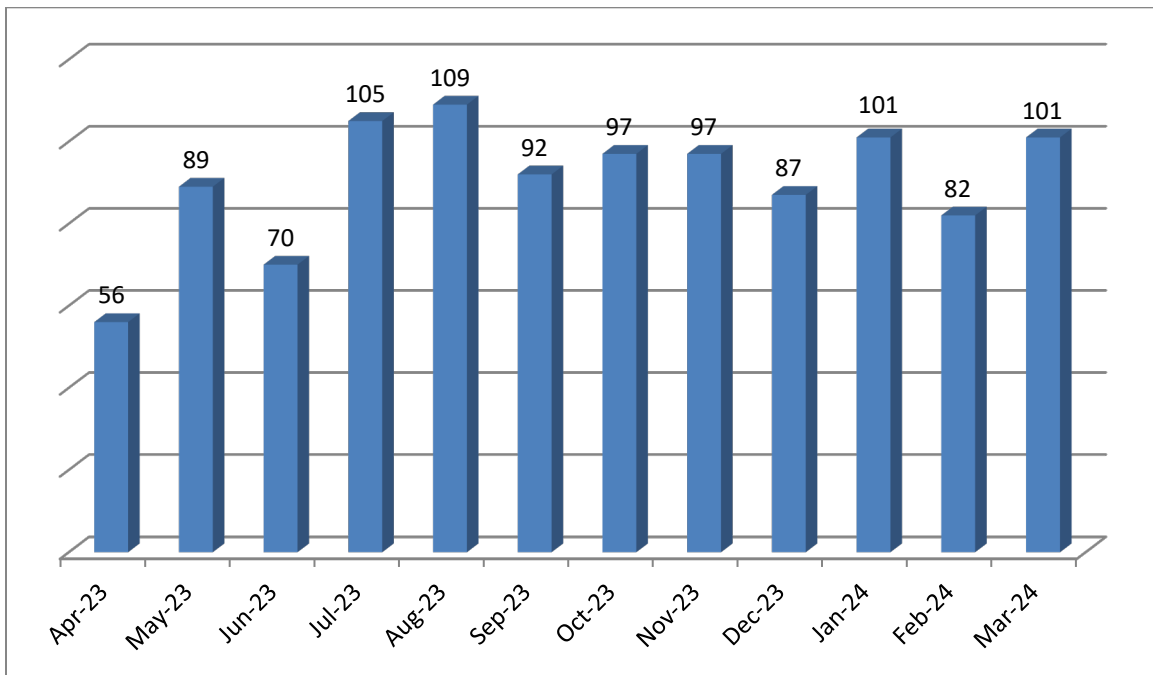
# Email Inquiries	Month
60	April 2023
68	May 2023
83	June 2023
65	July 2023
83	August 2023
101	September 2023
84	October 2023
87	November 2023
57	December 2023
67	January 2024
60	February 2024
78	March 2024



ADRC Data April 2023 to March 2024

Walk-Ins

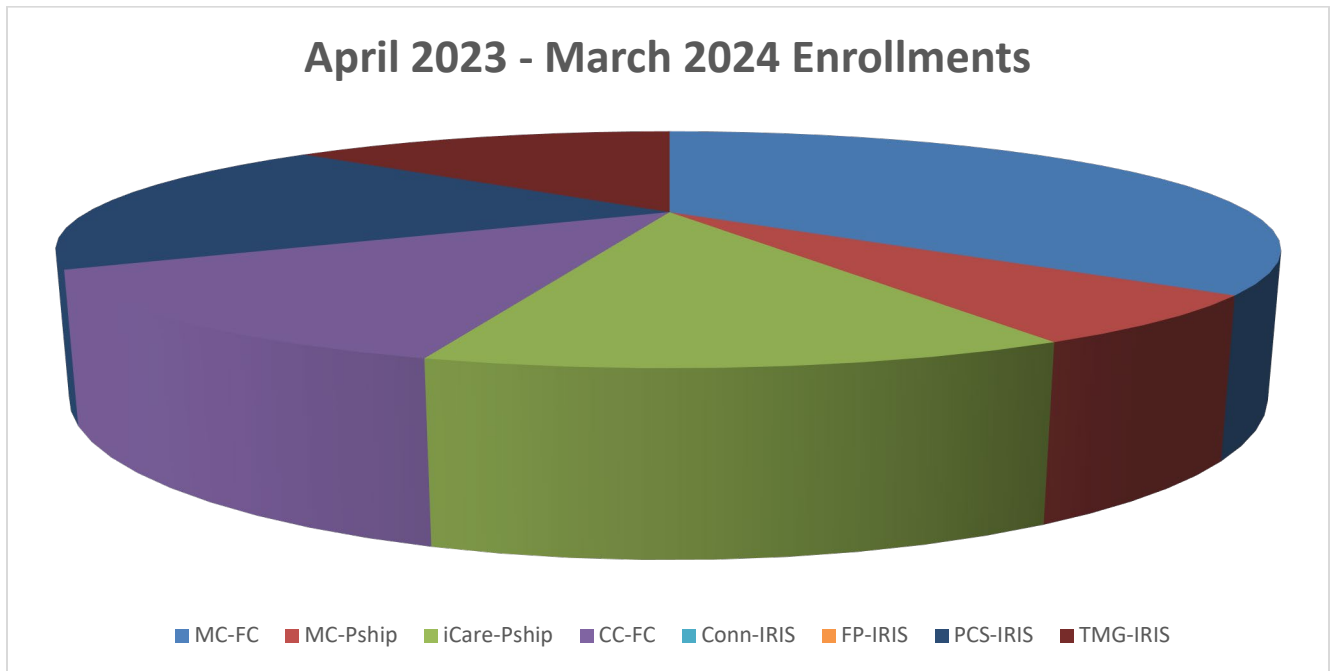
# of walk-ins	Month
56	April 2023
89	May 2023
70	June 2023
105	July 2023
109	August 2023
92	September 2023
97	October 2023
97	November 2023
87	December 2023
101	January 2024
82	February 2024
101	March 2024



ADRC Data April 2023 to March 2024

April 2023 - March 2024 Enrollments

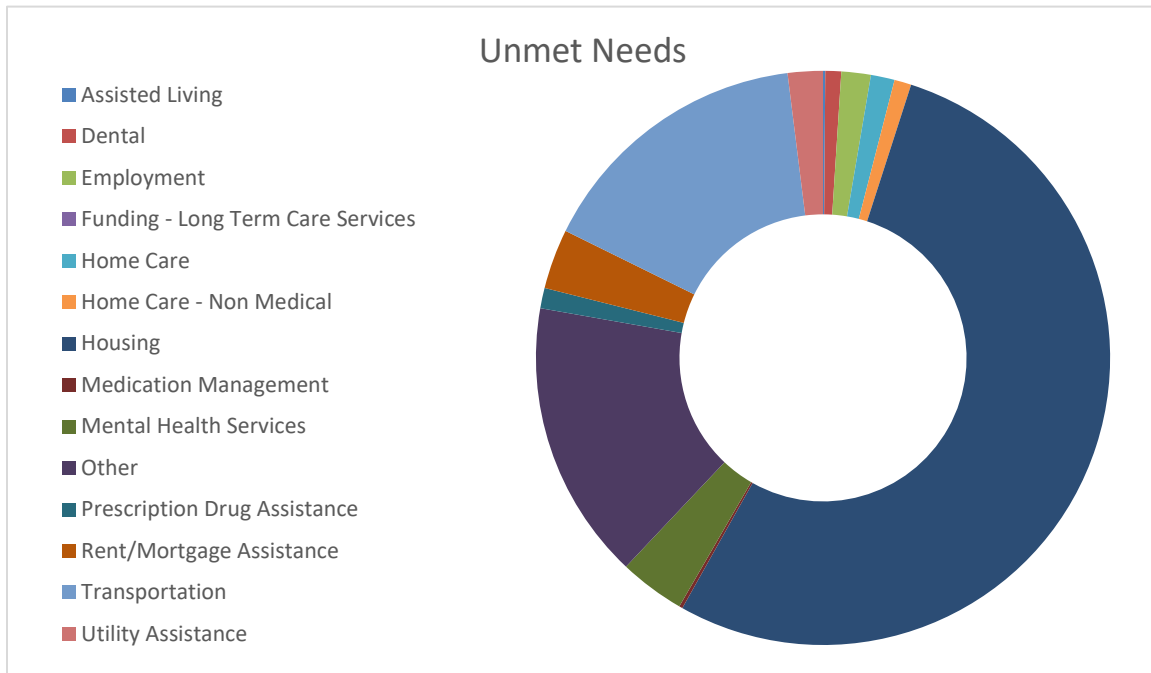
	April 2023	May 2023	June 2023	July 2023	Aug 2023	Sept 2023	Oct 2023	Nov 2023	Dec 2023	Jan 2024	Feb 2024	March 2024
MC-FC	34	30	41	42	39	30	25	44	34	37	55	34
MC-PShip	6	5	8	10	8	16	17	15	10	15	18	19
iCare-PShip	12	7	15	13	16	12	9	8	9	9	8	11
CC-FC	12	21	19	16	22	21	26	32	18	25	19	23
Conn-IRIS	0	1	3	1	2	0	3	3	0	4	2	1
FP-IRIS	0	0	0	1	0	0	0	0	1	1	0	1
PCS-IRIS	18	13	10	8	16	16	8	12	9	18	11	11
TMG-IRIS	13	13	10	9	11	13	16	17	16	11	11	20
TOTAL YEAR-TO-DATE	95	185	291	391	505	613	717	848	945	1065	1189	1309



ADRC Data April 2023 to March 2024

UNMET NEEDS – 2023/2024

UNMET NEEDS	#
Accessible housing	25
Assisted Living (AFH, CBRF, RCAC)	2
Dental	14
Employment	26
Funding – Long Term Care Services	0
Home Care	21
Home Care – Non-Medical	15
Housing	835
Medication Management	3
Mental Health Services incl Case Mgmt	58
Other	247
Prescription Drug Assistance	18
Rent/Mortgage Assistance	53
Transportation	247
Utility Assistance	31



ADRC Data April 2023 to March 2024

TOPIC CATERGORIES DISCUSSED:

Topic Category	No. of Calls
Abuse and Neglect	608
Action Plan	132
Adaptive Equipment	662
Addictions	52
ADRC or Tribal Complaint	32
Alzheimer's and Other Dementia	1,256
Ancillary Services	122
Animals	43
Assisted Living (AFH, CBRF, RCAC)	2,195
Budget Assistance	178
Caregiving - Adult CG of Elder or Early Dementia	1,072
Caregiving - Elder CG of Child or Disabled Adult	42
Caregiving - Non-Elder CG of Dsbl'd Non-Elder Adult	77
Community I&R	3,507
Complaints (other)	631
COVID-19	38
Education	205
Emergency Preparedness	34
Employment	534
End of Life	316
Food	842
Health	782
Health Promotion	171
Home Services	3,648
Housing	2,848
Income Maintenance	523
Insurance	1,653
Legal Services	1,649
MDS Section Q Referrals	345
Medical Home Care	77
Mental Health	950
Non MDS Section Q	138
Nursing Home	967
Other	1,449

ADRC Data April 2023 to March 2024

Public Benefits LTC Programs	28,260
Public Benefits, Other	11,589
Recreation/Socialization	160
Referral for Evaluation	5
Referral for Financial-Related Needs	302
Referral for Private Pay Options	593
Request for Resource Materials by Organization	21
Safety	161
Taxes	135
Transportation	1,227
Veterans	370
Volunteer Opportunities	19
Voting	0
Wellness Check	4
Youth Transition	2,577
Total	53,210