

Youth Justice and Prevention (YJP) and Corrections

YJP Info, Background Data, and December 2023 Corrections Highlights

Presentation to Health and Human Needs (HHN) and Public Protection & Judiciary Committee (PP&J) on 2/22/2024



Presentation Outline

- What is Youth Justice and Prevention (YJP)?
- YJP Organizational Structure
- YJP Responsibilities
- YJP Internal and External/(POS Services)
- Youth Justice Data including Juvenile Arrests, Youth Justice Referrals, and Corrections Data
- Data regarding other Out of Home Care (OHC) Options currently utilized



Youth Justice and Prevention Services

Youth Justice and Prevention (YJP) in Dane County provides a variety of services and supports to youth ranging from prevention through court ordered formal efforts. YJP is comprised of six units with approximately 60 staff. These staff provide prevention, early intervention, intake, and ongoing services to the youth and families of Dane County. DCDHS also contracts with a variety of community-based providers for services that address the needs, and build upon the strengths of our youth and families.

YJP is responsible for assessing the functioning of youth (and their families) referred via law enforcement for violations of state statutes. Based on the outcome of assessment, youth may work with one or more of the six YJP units. The current evidence-based and state-supported assessment ([YASI](#)) is used in combination with Dane County's own Youth Justice Assessment to determine risk vs. protective factors. The YJP social worker then recommends a formal referral to Juvenile Court, a Deferred Prosecution Agreement (DPA), or another alternative to meet the needs of that youth and family based on these results.

In addition to YJP services, staff may also utilize additional tools such as electronic monitoring, urinalysis collection, community supervision services, mentoring and/or provide specialized support services such as prevention and intervention for gang involvement and sex trafficking.



Potential Services and Supports

Internal Services

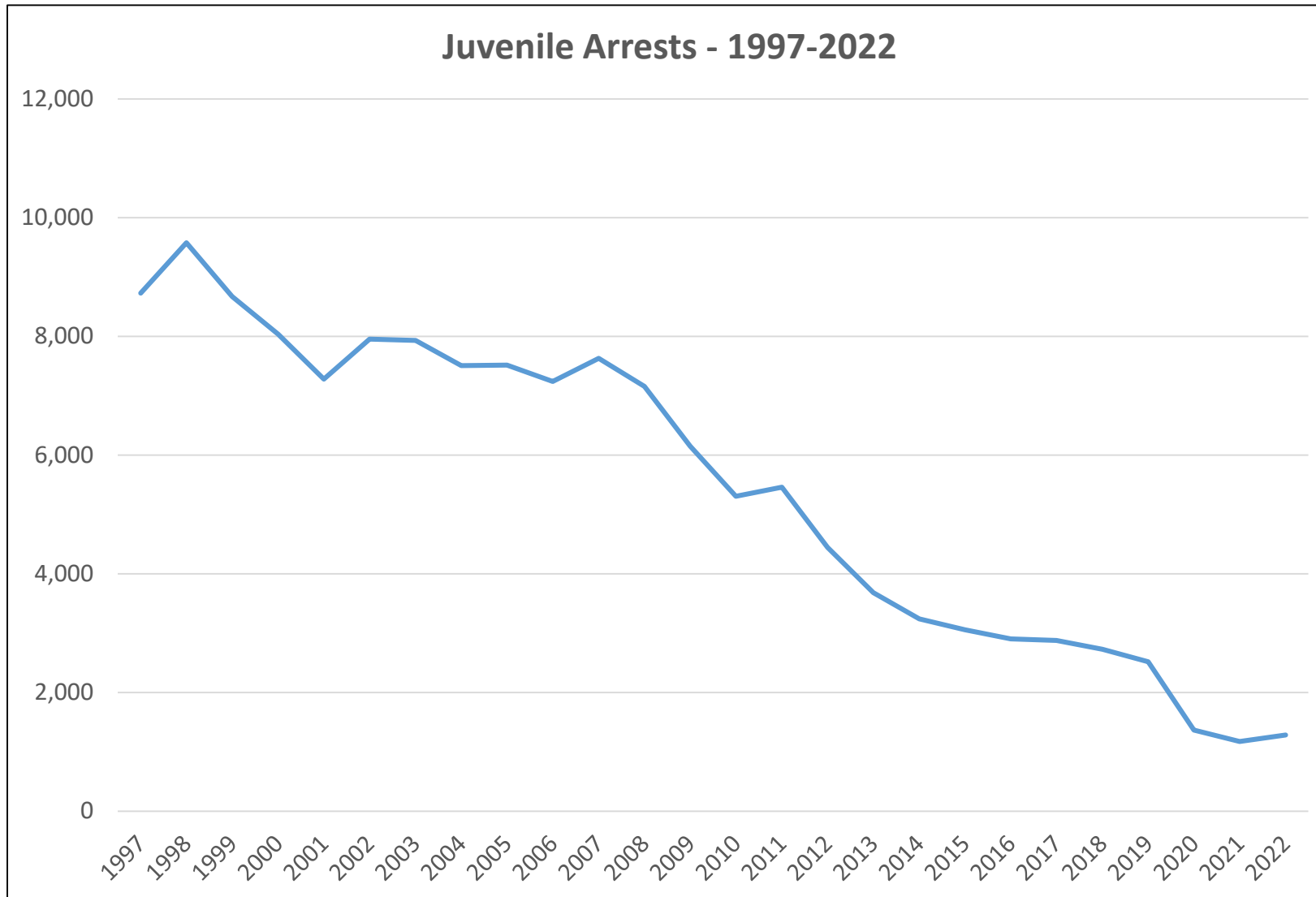
- Gang Response Intervention Team (GRIT) – School based supports
- Assessment and Case Planning – (YASI)
- Supervision of youth under DPA's or Court Orders
- Referrals for court ordered services
- Intensive Supervision
- Electronic Monitoring
- Urinalysis (UA) Collection
- Competency Group Support
- One on One support
- Mentoring
- Right Track Work Crew

External/POS Services

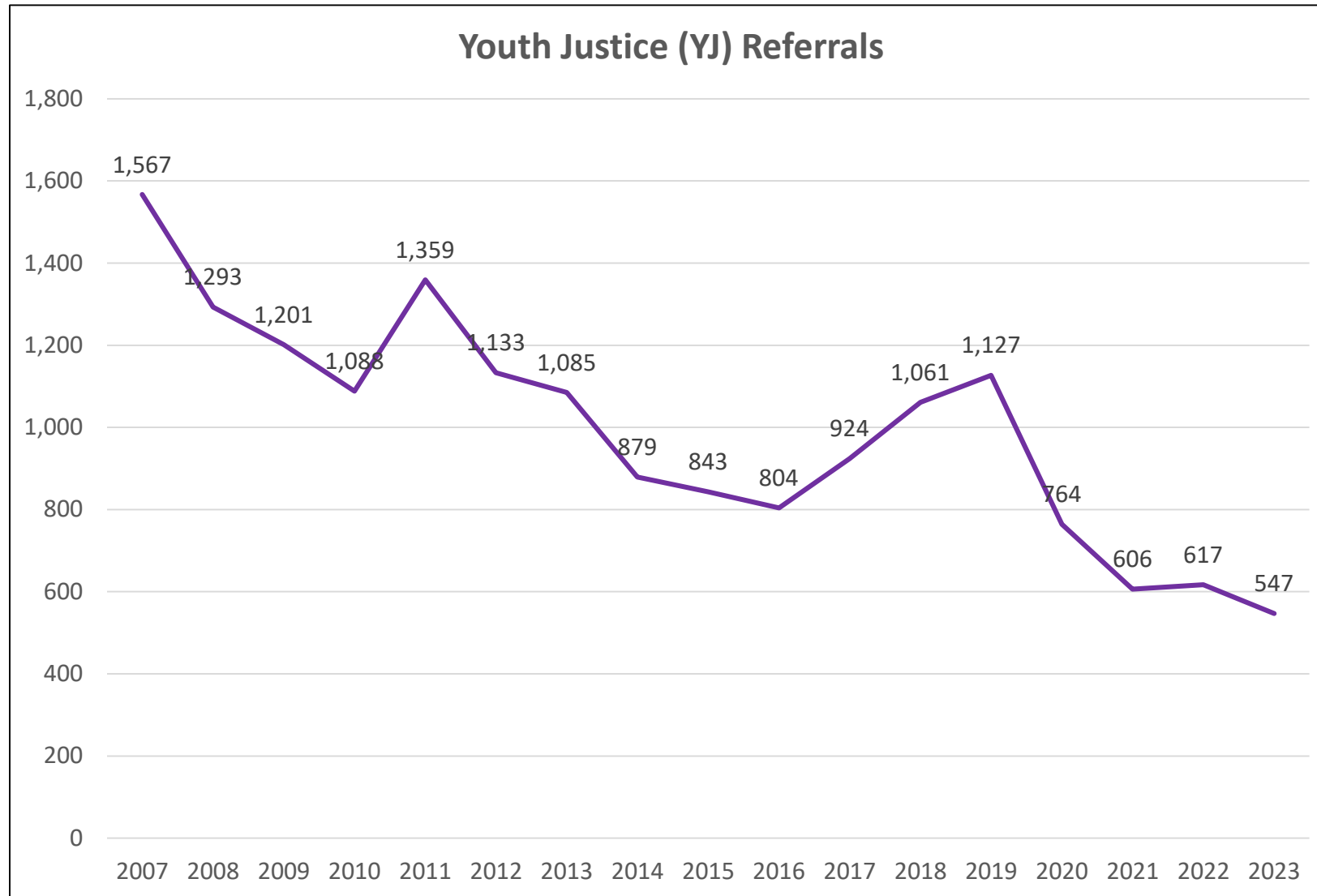
- Youth Employment
- Parent Peer Support
- Restorative Justice
- Restitution/Community Service
- Intensive Supervision
- Sex Offender Therapy
- Recreation Services/Supports
- Crisis/Runaway Services
- Individual/Family Therapy
- Placements (Detention/Shelter, Foster Homes, RCC, Group Home)
- Corrections Programming (Lincoln Hills/Copper Lake, MJTC, GROW)
- Corrections Aftercare



Juvenile Arrests

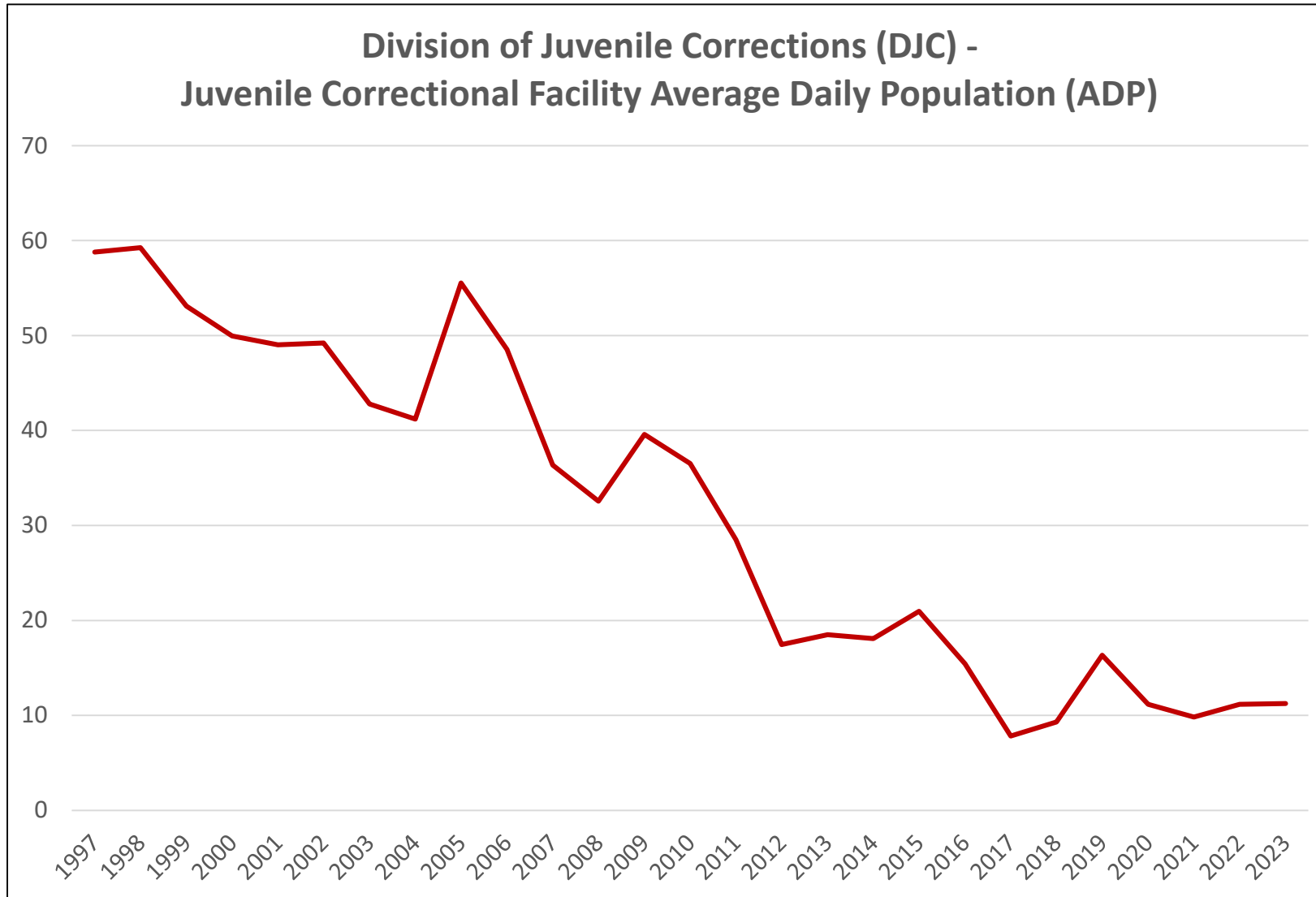


Youth Justice Referrals

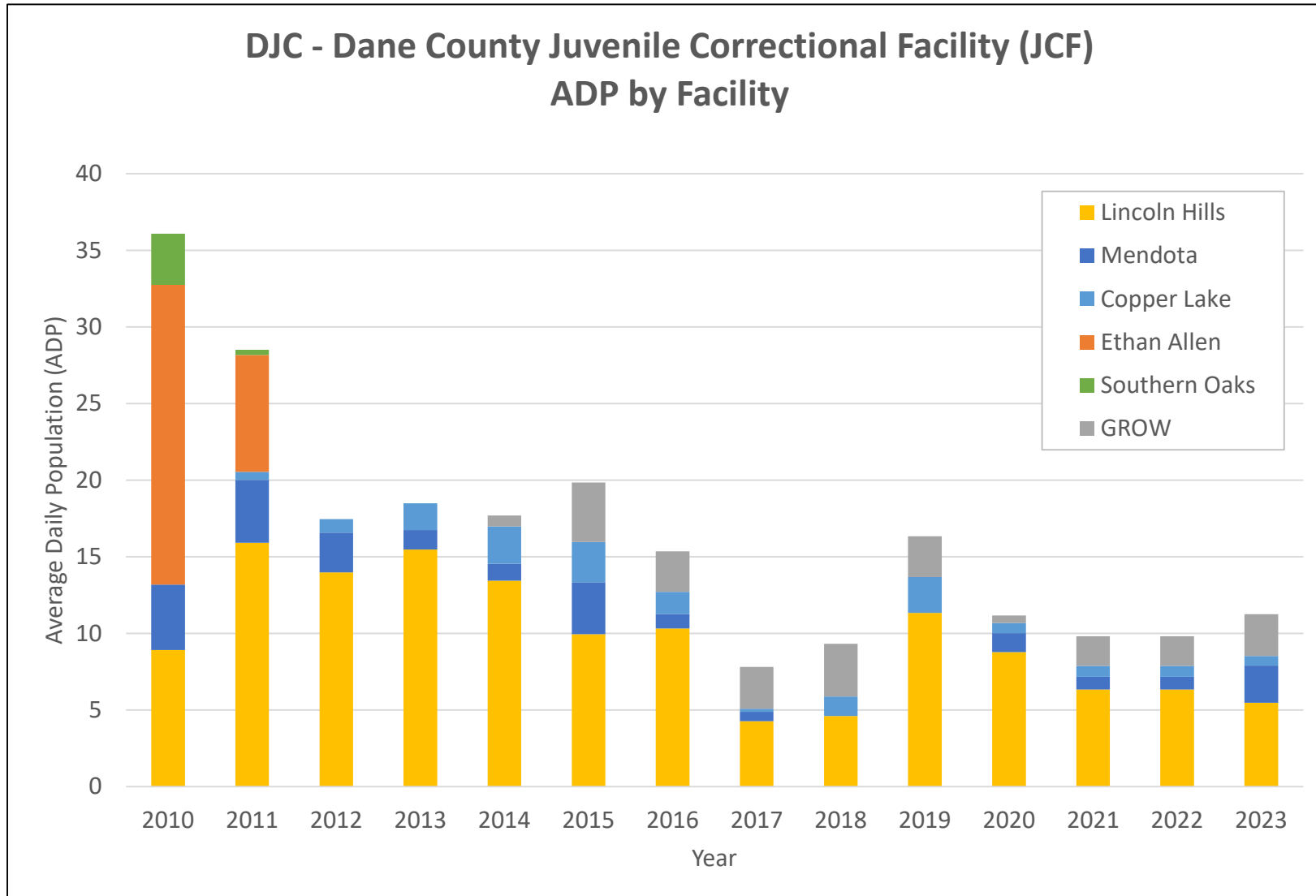


Corrections ADP

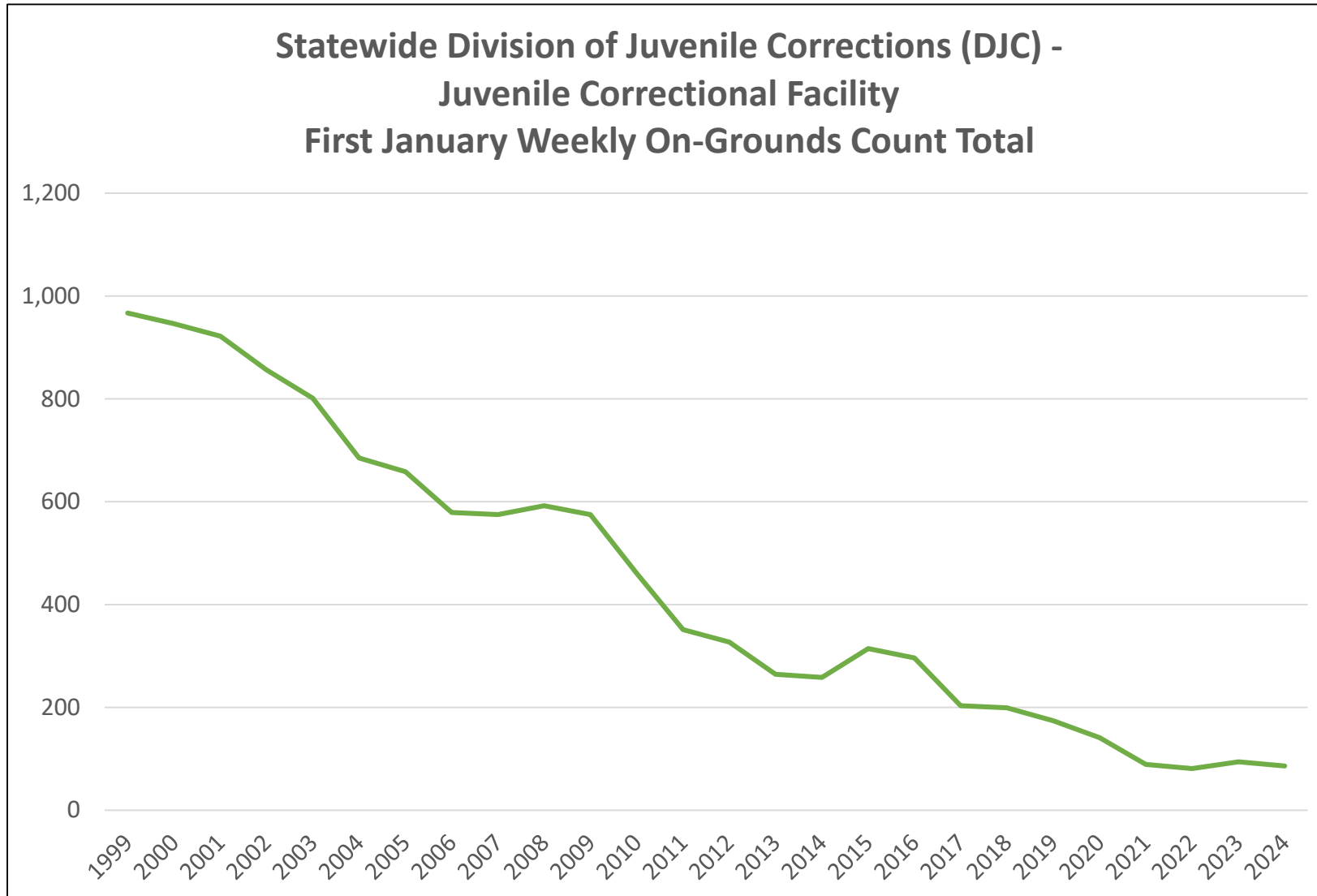
Division of Juvenile Corrections (DJC) -
Juvenile Correctional Facility Average Daily Population (ADP)



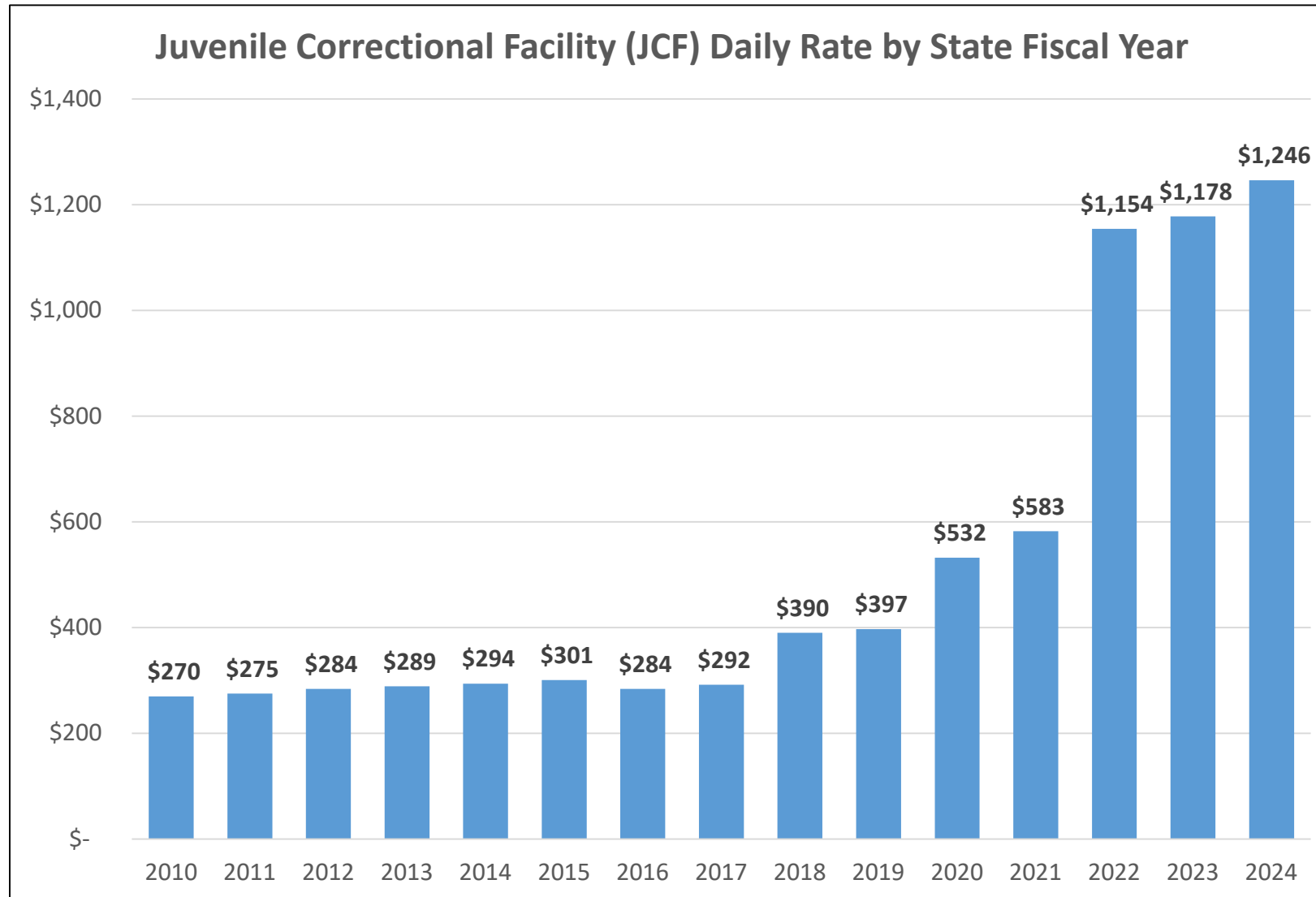
Corrections ADP by Facility



Corrections Statewide Weekly Count



Corrections Daily Rate



December 2023 Institutional Snapshot

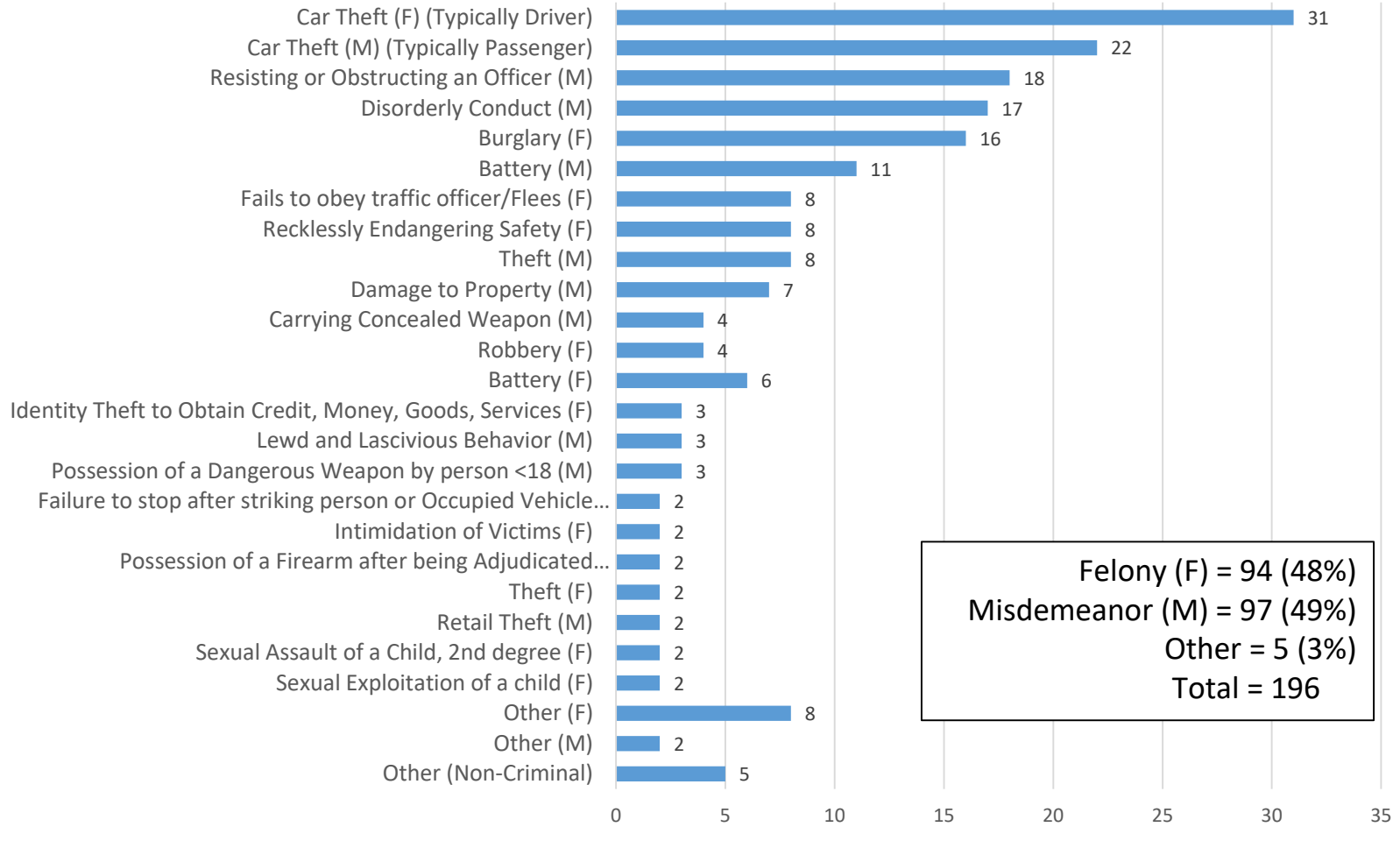
There were 10 youth that had some days in December of 2023 at either Lincoln Hills, Copper Lake, or MJTC

- 9 were Male, 1 Female
 - 7 Black or African American, 2 Hispanic, 1 White
 - Average # of YJ Referrals 10.9, Min 5, Max 26
 - Average # of Statute Violations across Dane County YJ Referrals 19.6, Min 8, Max 50
 - On Average, 61% of the 108 YJ Referrals had at least 1 Felony Charge, Min 40%, Max 78%
 - Average Age at First Dane County YJ Referral 13.8, Min 12.2, Max 15.5
 - Average Age on 12/1/2023 16.2, Min 14.3, Max 17.7
 - Average DJC Expense \$350,896, Min \$42,364, Max \$604,698
- These youth had a YASI Full Assessments with results as follows:
 - All youth had High Overall Risk Score
 - All youth had Low to Moderate Protective Scores
 - Average YASI Trauma Index Score (ACE Approximation) 4.6, Min 1, Max 7 (Full scale is from 0-10)



YJ Charges for 10 Youth in Corrections

YJ Charges for Youth with Days at Lincoln Hills, Copper Lake, or MJTC December 2023



Out of Home Care Dashboard

Open Out-of-Home Care i

Information on Out-of-Home care children and their placements on the selected date --->

Select Date

2/12/2024

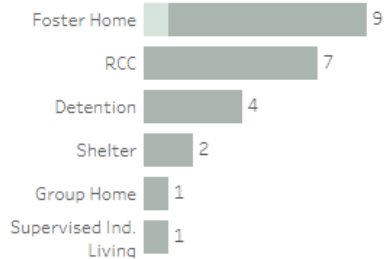
Children in OHC i
24

Female
12

Male i
12



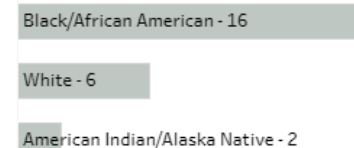
Children by Placement Type i




Child Current Age Group i



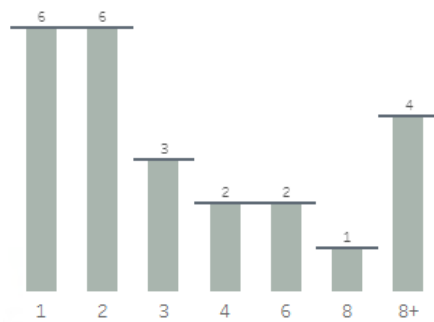
Race i



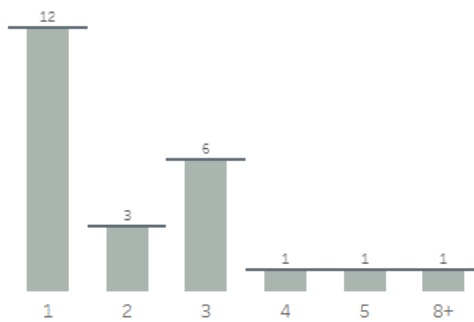
Case Type for OHC Children i



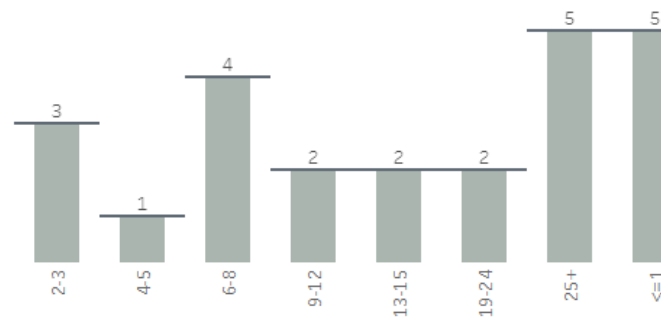
No. of Placements in OHC Episode i



Lifetime No. of OHC Episodes i



Length of Stay (months) i



Department of Children and Families | Division of Safety and Permanence | Bureau of Compliance, Research and Analytics | Data updated 2/13/2024

